

Crawford



Population

41,746

- **Race:** White 97% • African American 1%
Multiracial 2% • Other 1%
- **Ethnicity:** Hispanic 1%

Child Population

8,693

Placement Rate

- Number of children in custody per 1,000 **12.3**

Per Capita Income

\$35,242

Poverty Rate

- All ages **16%**
- Children **23%**

Ohio Works First Child Only

- Children receiving child only benefit **360**
- Caregivers receive \$289/month for the first child and an increase for each additional sibling

Grandparents Raising Grandchildren

507

FAMILIES AND CHILDREN SERVED

2016 2018



Children placed out of home by the PCSA

115 107

JUVENILE COURT

2016 2018

Court timeliness

Cases pending beyond Supreme Court timeframes **2%** **3%**

PERMANENCY

2016 2018

Children who gained permanency through

Reunification	33	18
Guardianship	4	4
Custody to relative	23	16
Adoption	6	3

Children waiting to be adopted **13** **24**

Children supported by Kinship Permanency Incentive Program **97** **71**

EMANCIPATED YOUTH

2016 2018

Youth aged out of care **1** **3**

Median # of days in custody before emancipation **1,349** **1,115**

Students received Chaffee ETV post-secondary education grants **0** **0**

Emancipated youth enrolled in Medicaid **16** **14**

2018 RESPONSE

298 Reports screened in related to child abuse or neglect, dependency, or families in need of services

109 Child abuse/neglect reports screened in for traditional response

134 Child abuse/neglect reports screened in for alternative response

7 Dependency reports screened in

43 Family in need of services reports screened in

Safety assessment Family assessment

83 Cases transferred to ongoing

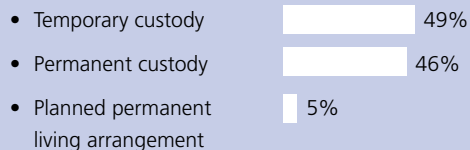


TYPES OF REPORTS

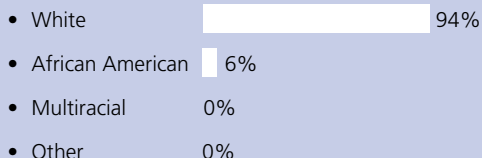
Physical abuse	54	18%
Neglect	93	31%
Sexual Abuse	30	10%
Emotional Maltreatment	3	1%
Multiple Allegations of Abuse/Neglect	55	18%
Family in Need of Services/Dependency/Other	63	21%
Total	298	100%

CHILDREN IN PCSA CUSTODY ON 7/1/2018

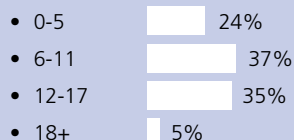
What type of custody?



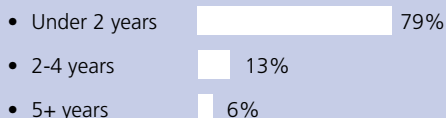
What Race?



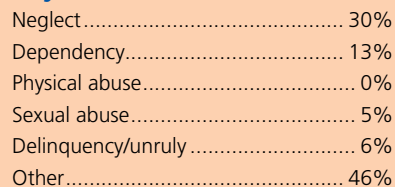
How old?



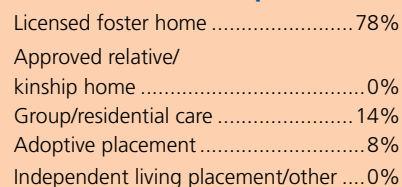
How long in custody?



Why removed from home?



Where are children placed?

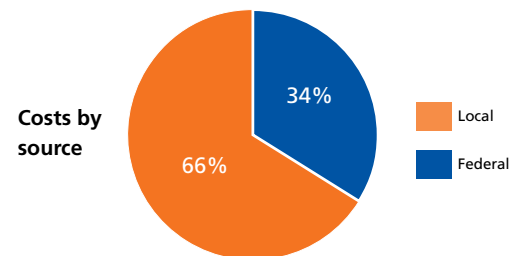


CONTACT INFORMATION

Crawford County Job and Family Services
<http://crawfordcountyjfs.org/>
 419-562-0015

PLACEMENT COSTS

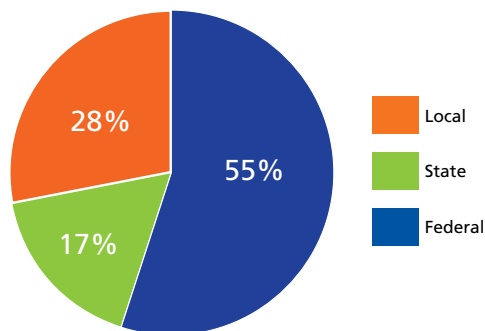
Total \$1,748,695



Costs by placement type

Licensed foster home	\$1,066,620
Group/residential care	\$677,616
Independent living placement/other	\$4,458

2018 PUBLIC CHILDREN SERVICES SPENDING



Total	\$3,092,752
Federal	\$1,715,423
State	\$524,080
Local	\$853,248

Of Ohio's 88 counties, Crawford County did maintain a children services levy in 2018.

ADOPTION ASSISTANCE AND SUBSIDIES

Total \$323,896

