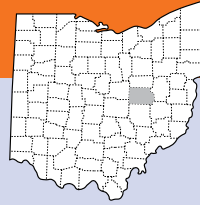


Coshocton



Population

36,544

- **Race:** White 97% • African American 1%
Multiracial 2% • Other 1%
- **Ethnicity:** Hispanic 1%

Child Population

8,569

Placement Rate

- Number of children in custody per 1,000 **7.6**

Per Capita Income

\$32,939

Poverty Rate

- All ages **14%**
- Children **19%**

Ohio Works First Child Only

- Children receiving child only benefit **311**
- Caregivers receive \$289/month for the first child and an increase for each additional sibling

Grandparents Raising Grandchildren

225

FAMILIES AND CHILDREN SERVED

2016 2018



Children placed out of home by the PCSA

43 65

JUVENILE COURT

2016 2018

Court timeliness

Cases pending beyond Supreme Court timeframes **1% 1%**

PERMANENCY

2016 2018

Children who gained permanency through

| | | |
|---------------------|---|----|
| Reunification | 1 | 10 |
| Guardianship | 0 | 0 |
| Custody to relative | 6 | 10 |
| Adoption | 6 | 4 |

Children waiting to be adopted **5 2**

Children supported by Kinship Permanency Incentive Program **23 39**

EMANCIPATED YOUTH

2016 2018

Youth aged out of care **0 1**

Median # of days in custody before emancipation **N/A 1,017**

Students received Chaffee ETV post-secondary education grants **3 3**

Emancipated youth enrolled in Medicaid **17 14**

2018 RESPONSE

392 Reports screened in related to child abuse or neglect, dependency, or families in need of services

158 Child abuse/neglect reports screened in for traditional response

178 Child abuse/neglect reports screened in for alternative response

9 Dependency reports screened in

37 Family in need of services reports screened in

Safety assessment Family assessment

83 Cases transferred to ongoing

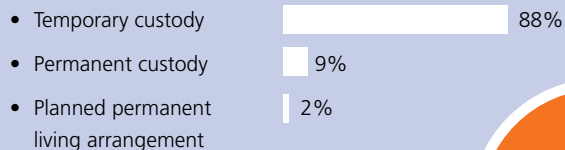


TYPES OF REPORTS

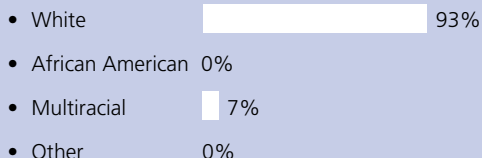
| | | |
|---|------------|-------------|
| Physical abuse | 50 | 13% |
| Neglect | 148 | 38% |
| Sexual Abuse | 46 | 12% |
| Emotional Maltreatment | 36 | 9% |
| Multiple Allegations of Abuse/Neglect | 62 | 16% |
| Family in Need of Services/Dependency/Other | 50 | 13% |
| Total | 392 | 100% |

CHILDREN IN PCSA CUSTODY ON 7/1/2018

What type of custody?



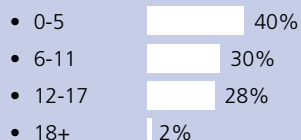
What Race?



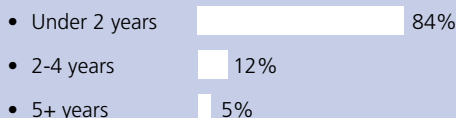
43

Children in Custody

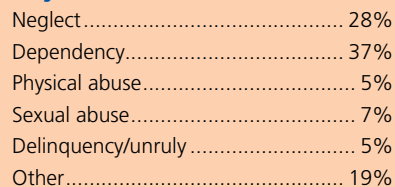
How old?



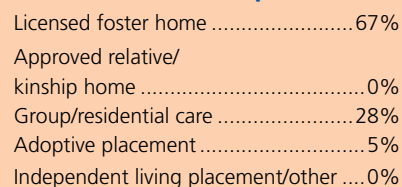
How long in custody?



Why removed from home?



Where are children placed?

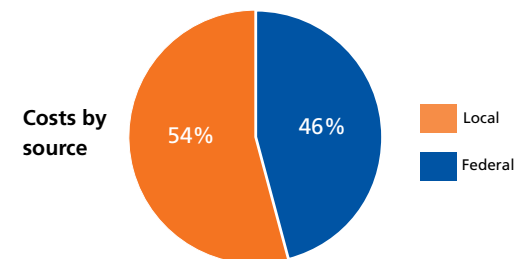


CONTACT INFORMATION

Coshocton County Job and Family Services
<http://www.coshoctonjfs.org>
 740-622-1020

PLACEMENT COSTS

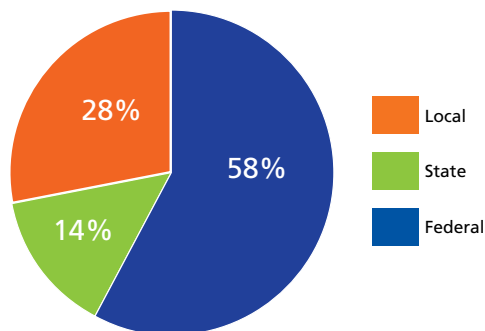
Total \$1,271,604



Costs by placement type

| | |
|------------------------------------|-----------|
| Licensed foster home | \$494,704 |
| Group/residential care | \$776,703 |
| Independent living placement/other | \$196 |

2018 PUBLIC CHILDREN SERVICES SPENDING



| | |
|----------------|--------------------|
| Total | \$2,811,835 |
| Federal | \$1,638,441 |
| State | \$397,767 |
| Local | \$775,627 |

Of Ohio's 88 counties, Coshocton County did maintain a children services levy in 2018.

ADOPTION ASSISTANCE AND SUBSIDIES

Total \$154,181

