

Columbiana



Population

103,077

- **Race:** White 95% • African American 2%
Multiracial 2% • Other 1%
- **Ethnicity:** Hispanic 2%

Child Population

21,082

Placement Rate

- Number of children in custody per 1,000 **6.0**

Per Capita Income

\$35,574

Poverty Rate

- All ages **16%**
- Children **25%**

Ohio Works First Child Only


- Children receiving child only benefit **736**
- Caregivers receive \$289/month for the first child and an increase for each additional sibling

Grandparents Raising Grandchildren

1,297

FAMILIES AND CHILDREN SERVED

2016 2018



Children placed out of home by the PCSA

120 125

JUVENILE COURT

2016 2018

Court timeliness

Cases pending beyond Supreme Court timeframes **1% 5%**

Court custody

Columbiana County is a member of the Multi-County Juvenile Attention System. Children in the custody of this system **3 2**

PERMANENCY

2016 2018

Children who gained permanency through

Reunification	7	20
Guardianship	2	0
Custody to relative	7	12
Adoption	12	14

Children waiting to be adopted **21 22**

Children supported by Kinship Permanency Incentive Program **92 121**

EMANCIPATED YOUTH

2016 2018

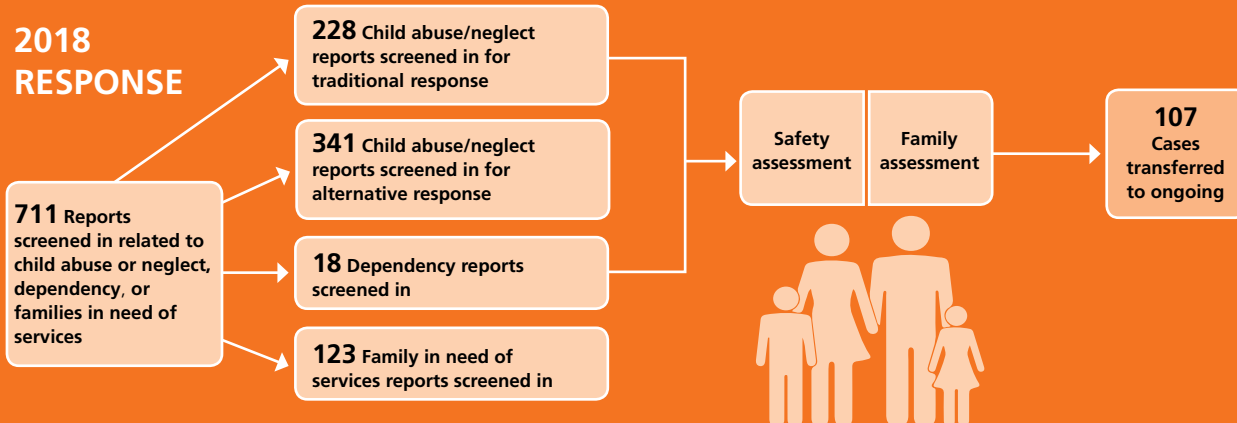
Youth aged out of care **10 8**

Median # of days in custody before emancipation **1,365 523**

Students received Chaffee ETV post-secondary education grants **0 0**

Emancipated youth enrolled in Medicaid **39 34**

2018 RESPONSE




TYPES OF REPORTS

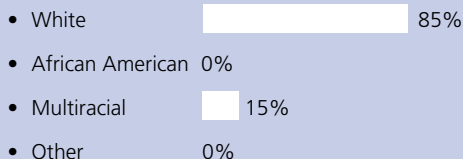
Physical abuse	147	21%
Neglect	155	22%
Sexual Abuse	58	8%
Emotional Maltreatment	1	0%
Multiple Allegations of Abuse/Neglect	190	27%
Family in Need of Services/Dependency/Other	160	23%
Total	711	100%

CHILDREN IN PCSA CUSTODY ON 7/1/2018

What type of custody?



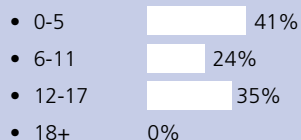
What Race?



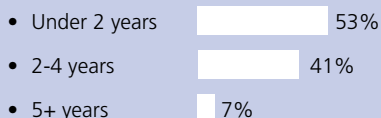
74

Children in Custody

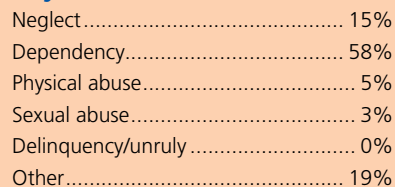
How old?



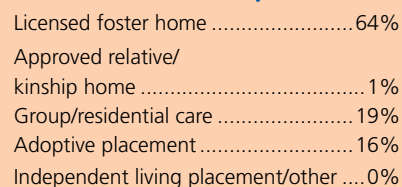
How long in custody?



Why removed from home?



Where are children placed?

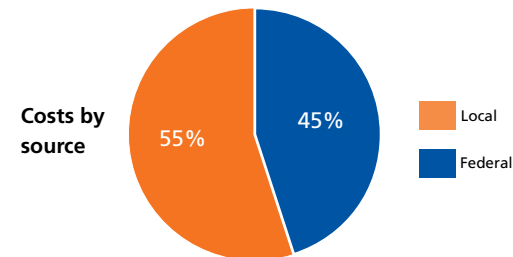


CONTACT INFORMATION

Columbiana County Job and Family Services
<http://www.columbianacountyjfs.org>
 330-424-1471

PLACEMENT COSTS

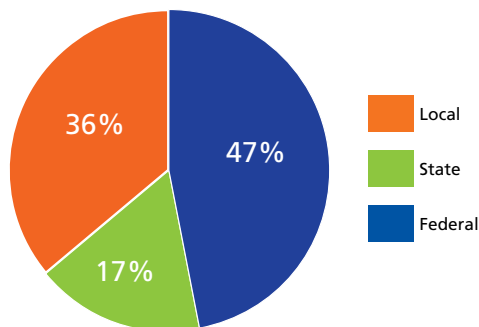
Total \$2,828,115



Costs by placement type

Licensed foster home	\$1,292,903
Group/residential care	\$1,534,321
Independent living placement/other	\$891

2018 PUBLIC CHILDREN SERVICES SPENDING



Total	\$5,222,525
Federal	\$2,465,190
State	\$867,159
Local	\$1,890,176

Of Ohio's 88 counties, Columbiana County did maintain a children services levy in 2018.

ADOPTION ASSISTANCE AND SUBSIDIES

Total \$363,576

