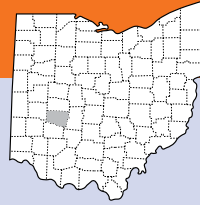


Clark



Population

134,557

- **Race:** White 86% • African American 8%
Multiracial 3% • Other 2%
- **Ethnicity:** Hispanic 3%

Child Population

30,186

Placement Rate

- Number of children in custody per 1,000 **5.2**

Per Capita Income

\$37,866

Poverty Rate

- All ages **18%**
- Children **28%**

Ohio Works First Child Only

- Children receiving child only benefit total not available for SFY 2018
- Caregivers receive \$289/month for the first child and an increase for each additional sibling

Grandparents Raising Grandchildren

1,446

FAMILIES AND CHILDREN SERVED

2016 2018



Children placed out of home by the PCSA

181 156

JUVENILE COURT

2016 2018

Court timeliness

Cases pending beyond Supreme Court timeframes **9%** **7%**

Court custody

Children in custody of IV-E Juvenile Court **13** **4**

PERMANENCY

2016 2018

Children who gained permanency through

Reunification	37	18
Guardianship	9	0
Custody to relative	17	17
Adoption	17	21

Children waiting to be adopted **33** **19**

Children supported by Kinship Permanency Incentive Program **221** **252**

EMANCIPATED YOUTH

2016 2018

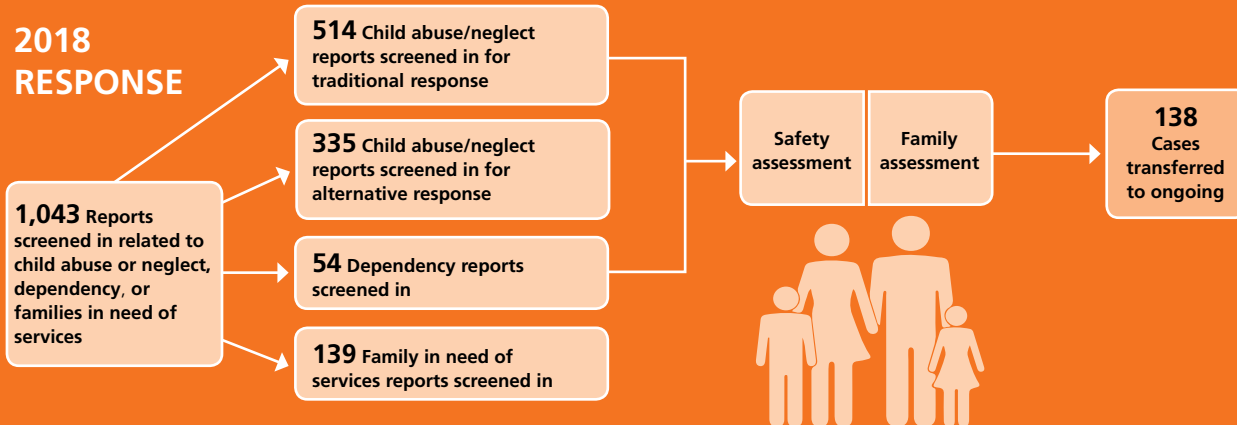
Youth aged out of care **10** **9**

Median # of days in custody before emancipation **914** **1,265**

Students received Chaffee ETV post-secondary education grants **5** **5**

Emancipated youth enrolled in Medicaid **51** **39**

2018 RESPONSE

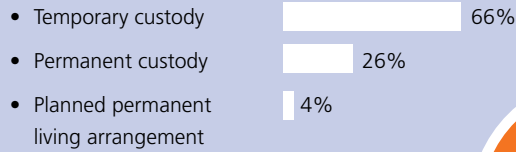


TYPES OF REPORTS

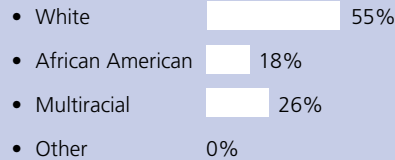
Physical abuse	327	31%
Neglect	152	15%
Sexual Abuse	114	11%
Emotional Maltreatment	24	2%
Multiple Allegations of Abuse/Neglect	200	19%
Family in Need of Services/Dependency/Other	226	22%
Total	1,043	100%

CHILDREN IN PCSA CUSTODY ON 7/1/2018


What type of custody?



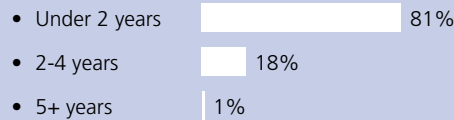
What Race?



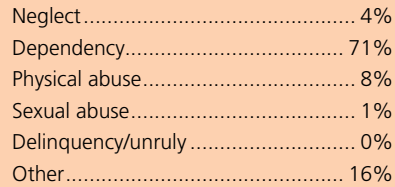
How old?



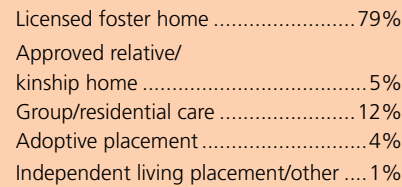
How long in custody?



Why removed from home?



Where are children placed?

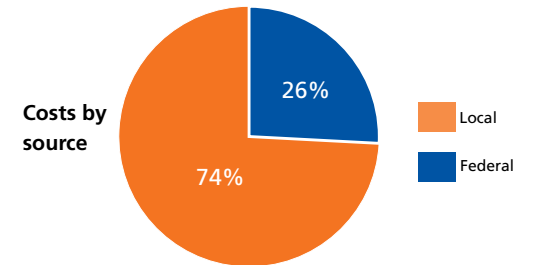


CONTACT INFORMATION

Clark County Department of
Job and Family Services
<http://www.clarkdjfs.org>
937-327-1700

PLACEMENT COSTS

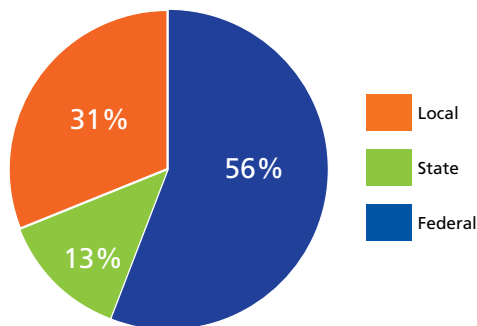
Total \$2,736,881



Costs by placement type

Licensed foster home	\$1,632,088
Group/residential care	\$1,092,028
Independent living placement/other	\$12,765

2018 PUBLIC CHILDREN SERVICES SPENDING



Total	\$11,320,479
Federal	\$6,283,723
State	\$1,485,457
Local	\$3,551,300

Of Ohio's 88 counties, Clark County did maintain a children services levy in 2018.

ADOPTION ASSISTANCE AND SUBSIDIES

Total \$1,806,854

