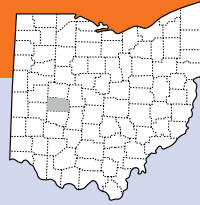


Champaign



Population

38,840

- **Race:** White 94% • African American 2%
Multiracial 3% • Other 1%
- **Ethnicity:** Hispanic 2%

Child Population

8,793

Placement Rate

- Number of children in custody per 1,000 **4.0**

Per Capita Income

\$37,734

Poverty Rate

- All ages **11%**
- Children **16%**

Ohio Works First Child Only


- Children receiving child only benefit **274**
- Caregivers receive \$289/month for the first child and an increase for each additional sibling

Grandparents Raising Grandchildren

424

FAMILIES AND CHILDREN SERVED

2016 2018



Children placed out of home by the PCSA

21 35

JUVENILE COURT

2016 2018

Court timeliness

Cases pending beyond Supreme Court timeframes 11% 26%

PERMANENCY

2016 2018

Children who gained permanency through

Reunification	2	4
Guardianship	0	0
Custody to relative	1	1
Adoption	0	0

Children waiting to be adopted 3 8

Children supported by Kinship Permanency Incentive Program 55 59

EMANCIPATED YOUTH

2016 2018

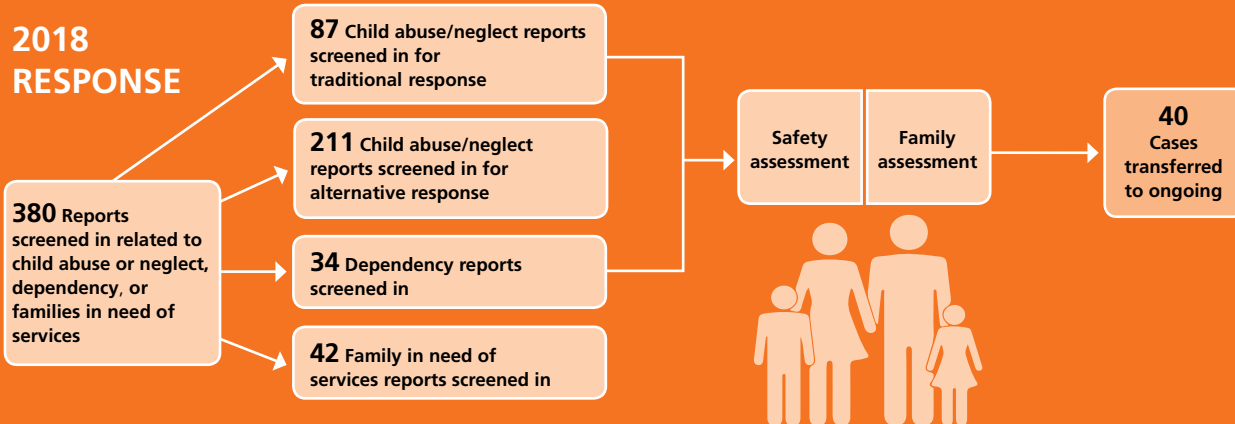
Youth aged out of care 0 1

Median # of days in custody before emancipation N/A N/A

Students received Chaffee ETV post-secondary education grants 0 0

Emancipated youth enrolled in Medicaid 5 2

2018 RESPONSE




TYPES OF REPORTS

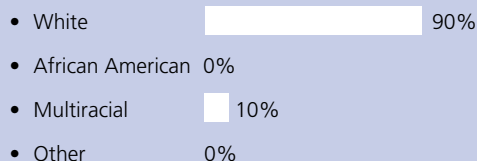
Physical abuse	138	36%
Neglect	71	19%
Sexual Abuse	41	11%
Emotional Maltreatment	1	0%
Multiple Allegations of Abuse/Neglect	40	11%
Family in Need of Services/Dependency/Other	89	23%
Total	380	100%

CHILDREN IN PCSA CUSTODY ON 7/1/2018

What type of custody?



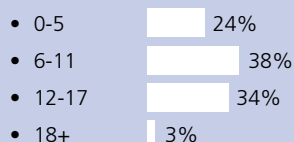
What Race?



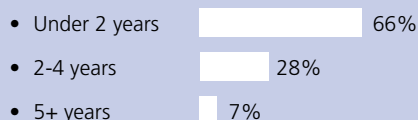
29

Children in Custody

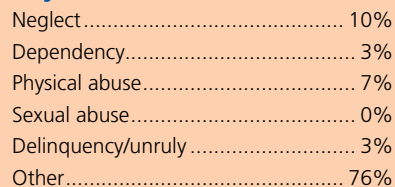
How old?



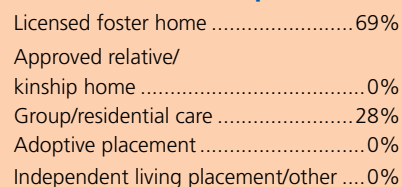
How long in custody?



Why removed from home?



Where are children placed?

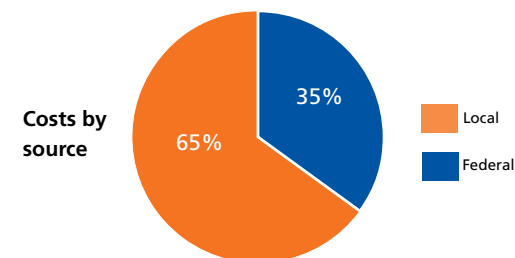


CONTACT INFORMATION

Champaign County Department of Job and Family Services
<http://champaigndjfs.org/>
 937-484-1500

PLACEMENT COSTS

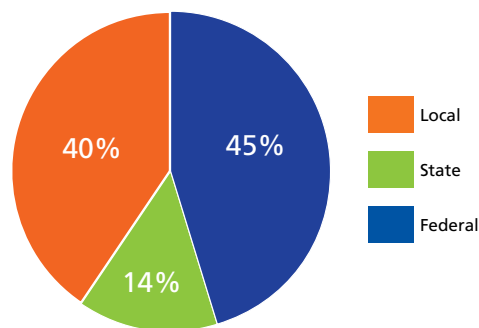
Total \$1,089,198



Costs by placement type

Licensed foster home	\$552,895
Group/residential care	\$536,303
Independent living placement/other	\$0

2018 PUBLIC CHILDREN SERVICES SPENDING



Total	\$2,588,128
Federal	\$1,177,448
State	\$367,778
Local	\$1,042,903

Of Ohio's 88 counties, Champaign County did maintain a children services levy in 2018.

ADOPTION ASSISTANCE AND SUBSIDIES

Total \$192,706

