

Carroll



Population

27,385

- **Race:** White 97% • African American 1%
Multiracial 1% • Other 1%
- **Ethnicity:** Hispanic 1%

Child Population

5,264

Placement Rate

- Number of children in custody per 1,000 **3.0**

Per Capita Income

\$36,171

Poverty Rate

- All ages **14%**
- Children **20%**

Ohio Works First Child Only


- Children receiving child only benefit **143**
- Caregivers receive \$289/month for the first child and an increase for each additional sibling

Grandparents Raising Grandchildren

350

FAMILIES AND CHILDREN SERVED

2016 2018



Children placed out of home by the PCSA

19 16

JUVENILE COURT

2016 2018

Court timeliness

Cases pending beyond Supreme Court timeframes **0% 0%**

Court custody

Carroll County is a member of the Multi-County Juvenile Attention System. Children in the custody of this system **21 2**

PERMANENCY

2016 2018

Children who gained permanency through

Reunification	8	0
Guardianship	0	0
Custody to relative	1	3
Adoption	0	0

Children waiting to be adopted **3 4**

Children supported by Kinship Permanency Incentive Program **22 39**

EMANCIPATED YOUTH

2016 2018

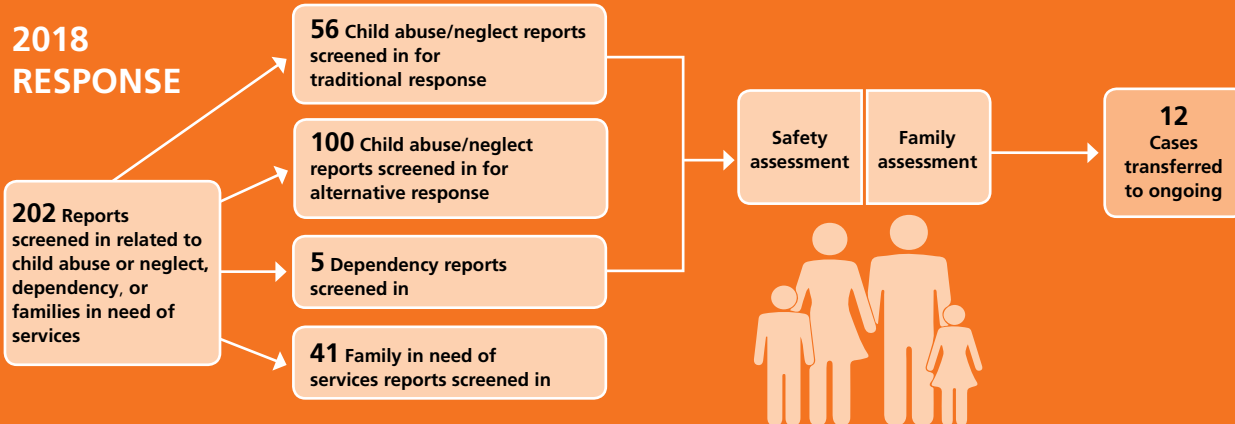
Youth aged out of care **0 1**

Median # of days in custody before emancipation **N/A 1,865**

Students received Chaffee ETV post-secondary education grants **0 1**

Emancipated youth enrolled in Medicaid **5 4**

2018 RESPONSE




TYPES OF REPORTS

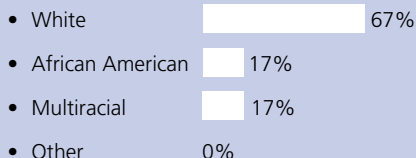
Physical abuse	22	11%
Neglect	35	17%
Sexual Abuse	33	16%
Emotional Maltreatment	5	2%
Multiple Allegations of Abuse/Neglect	58	29%
Family in Need of Services/Dependency/Other	49	24%
Total	202	100%

CHILDREN IN PCSA CUSTODY ON 7/1/2018

What type of custody?



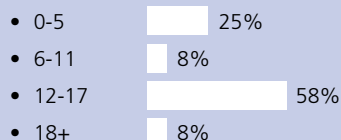
What Race?



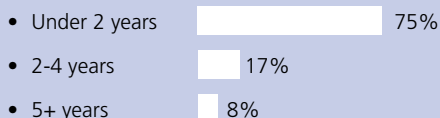
12

Children in Custody

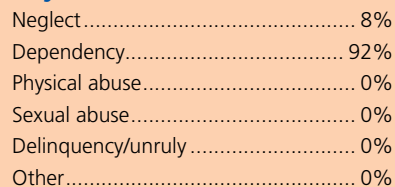
How old?



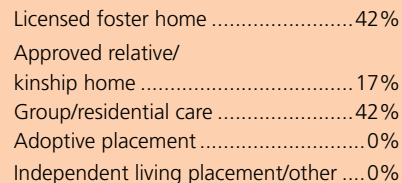
How long in custody?



Why removed from home?



Where are children placed?

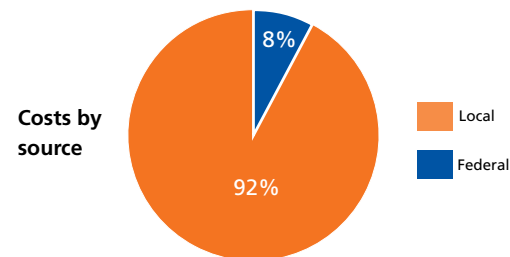


CONTACT INFORMATION

Carroll County Job and Family Services
<http://www.carrollcountyjfs.com>
 330-627-2571

PLACEMENT COSTS

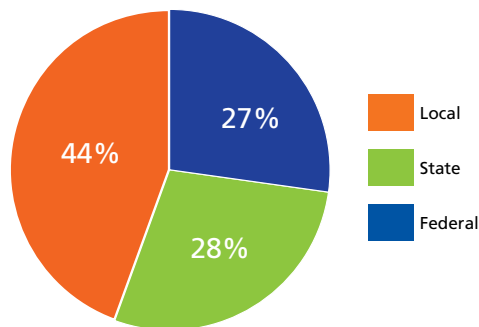
Total \$589,328



Costs by placement type

Licensed foster home	\$95,315
Group/residential care	\$481,611
Independent living placement/other	\$12,402

2018 PUBLIC CHILDREN SERVICES SPENDING



Total	\$1,230,611
Federal	\$338,161
State	\$344,881
Local	\$547,569

Of Ohio's 88 counties, Carroll County did not maintain a children services levy in 2018.

ADOPTION ASSISTANCE AND SUBSIDIES

Total \$63,382

