

Ashland



Population

53,628

- **Race:** White 97% • African American 1%
Multiracial 1% • Other 1%
- **Ethnicity:** Hispanic 1%

Child Population

12,554

Placement Rate

- Number of children in custody per 1,000 **14.2**

Per Capita Income

\$34,985

Poverty Rate

- All ages **15%**
- Children **25%**

Ohio Works First Child Only


- Children receiving child only benefit **170**
- Caregivers receive \$289/month for the first child and an increase for each additional sibling

Grandparents Raising Grandchildren

445

FAMILIES AND CHILDREN SERVED

2016 2018



Children placed out of home by the PCSA

145 178

JUVENILE COURT

2016 2018

Court timeliness

Cases pending beyond Supreme Court timeframes **18%** **18%**

PERMANENCY

2016 2018

Children who gained permanency through

Reunification	27	9
Guardianship	0	0
Custody to relative	14	18
Adoption	4	2

Children waiting to be adopted **20** **28**

Children supported by Kinship Permanency Incentive Program **25** **32**

EMANCIPATED YOUTH

2016 2018

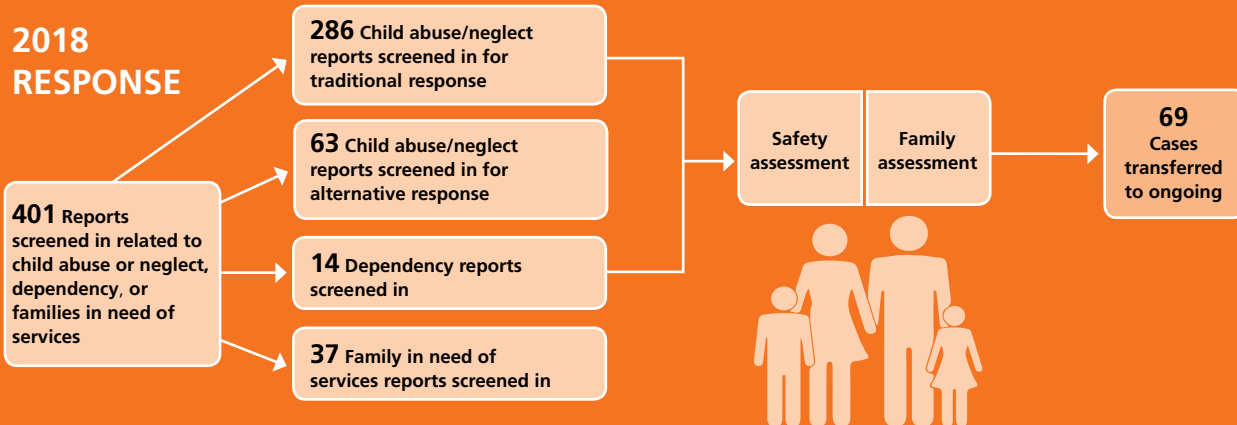
Youth aged out of care **2** **4**

Median # of days in custody before emancipation **1,447** **1,378**

Students received Chaffee ETV post-secondary education grants **1** **1**

Emancipated youth enrolled in Medicaid **14** **16**

2018 RESPONSE




TYPES OF REPORTS

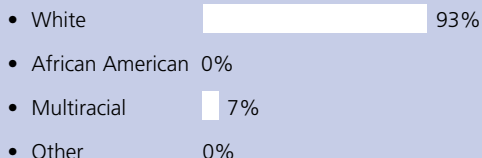
Physical abuse	69	17%
Neglect	141	35%
Sexual Abuse	57	14%
Emotional Maltreatment	6	1%
Multiple Allegations of Abuse/Neglect	71	18%
Family in Need of Services/Dependency/Other	57	14%
Total	401	100%

CHILDREN IN PCSA CUSTODY ON 7/1/2018

What type of custody?



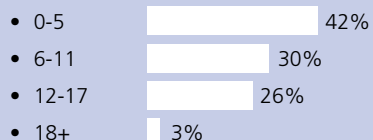
What Race?



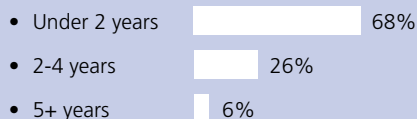
145

Children in Custody

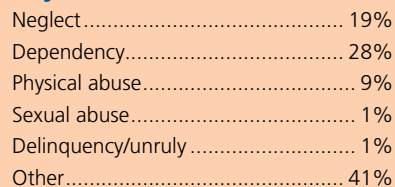
How old?



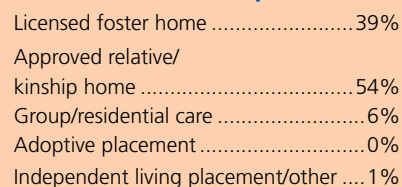
How long in custody?



Why removed from home?



Where are children placed?

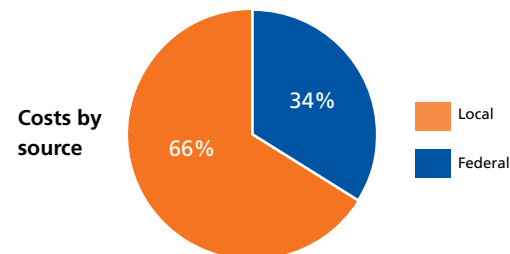


CONTACT INFORMATION

Ashland County Job and Family Services
<http://www.ashlandjfs.org/>
 419-282-5000

PLACEMENT COSTS

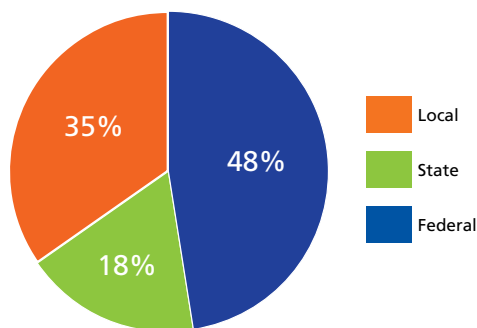
Total \$1,372,227



Costs by placement type

Licensed foster home	\$1,029,504
Group/residential care	\$342,724
Independent living placement/other	\$0

2018 PUBLIC CHILDREN SERVICES SPENDING



Total	\$2,925,606
Federal	\$1,396,199
State	\$519,678
Local	\$1,009,729

Of Ohio's 88 counties, Ashland County did not maintain a children services levy in 2018.

ADOPTION ASSISTANCE AND SUBSIDIES

Total \$235,188

