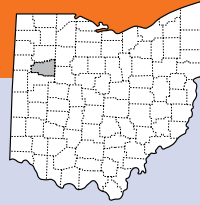


Allen



Population

103,198

- **Race:** White 83% • African American 12%
Multiracial 3% • Other 2%
- **Ethnicity:** Hispanic 3%

Child Population

23,877

Placement Rate

- Number of children in custody per 1,000 **5.4**

Per Capita Income

\$38,872

Poverty Rate

- All ages **16%**
- Children **22%**

Ohio Works First Child Only


- Children receiving child only benefit **884**
- Caregivers receive \$289/month for the first child and an increase for each additional sibling

Grandparents Raising Grandchildren

855

FAMILIES AND CHILDREN SERVED

2016 2018



Children placed out of home by the PCSA

188 131

JUVENILE COURT

2016 2018

Court timeliness

Cases pending beyond Supreme Court timeframes **29%** **16%**

Court custody

Children in custody of IV-E Juvenile Court **3** **1**

PERMANENCY

2016 2018

Children who gained permanency through

Reunification	22	12
Guardianship	2	9
Custody to relative	22	29
Adoption	13	16

Children waiting to be adopted **16** **21**

Children supported by Kinship Permanency Incentive Program **101** **162**

EMANCIPATED YOUTH

2016 2018

Youth aged out of care **2** **4**

Median # of days in custody before emancipation **601** **570**

Students received Chaffee ETV post-secondary education grants **2** **1**

Emancipated youth enrolled in Medicaid **24** **24**

2018 RESPONSE

831 Reports screened in related to child abuse or neglect, dependency, or families in need of services

336 Child abuse/neglect reports screened in for traditional response

371 Child abuse/neglect reports screened in for alternative response

54 Dependency reports screened in

70 Family in need of services reports screened in

Safety assessment Family assessment

166 Cases transferred to ongoing




TYPES OF REPORTS

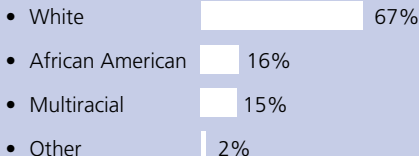
Physical abuse	157	19%
Neglect	337	41%
Sexual Abuse	122	15%
Emotional Maltreatment	3	0%
Multiple Allegations of Abuse/Neglect	88	11%
Family in Need of Services/Dependency/Other	124	15%
Total	831	100%

CHILDREN IN PCSA CUSTODY ON 7/1/2018

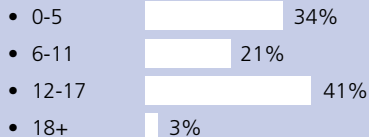
What type of custody?



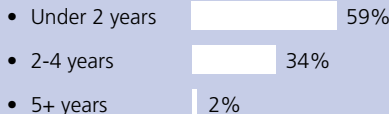
What Race?



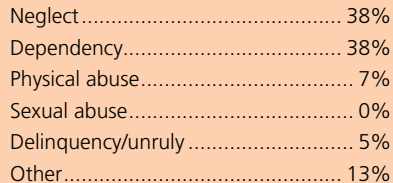
How old?



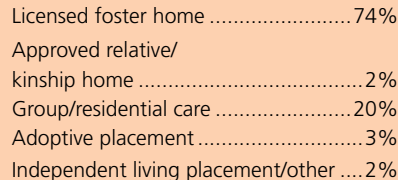
How long in custody?



Why removed from home?



Where are children placed?

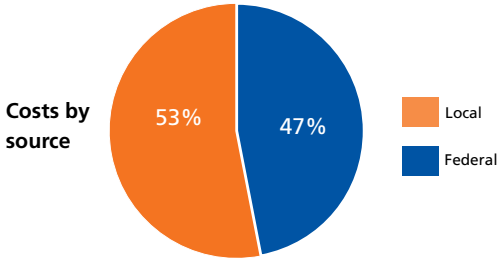


CONTACT INFORMATION

Allen County Children Services
<http://www.allencsb.com>
 419-227-8590

PLACEMENT COSTS

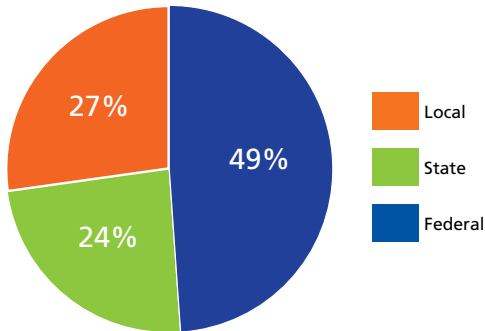
Total \$1,325,608



Costs by placement type

Licensed foster home	\$757,433
Group/residential care	\$568,174
Independent living placement/other	\$0

2018 PUBLIC CHILDREN SERVICES SPENDING



Total	\$7,202,452
Federal	\$3,547,340
State	\$1,739,599
Local	\$1,915,513

Of Ohio's 88 counties, Allen County did maintain a children services levy in 2018.

ADOPTION ASSISTANCE AND SUBSIDIES

Total \$794,213

