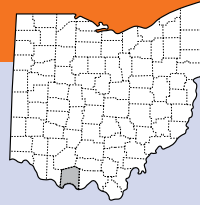


Adams



Population 27,726

• **Race:** White 97% • African American 0%
Multiracial 2% • Other 1%

• **Ethnicity:** Hispanic 1%

Child Population 6,502

Placement Rate 22.6

• Number of children in custody per 1,000

Per Capita Income \$30,515

Poverty Rate

• All ages 25%
• Children 33%


Ohio Works First Child Only

• Children receiving child only benefit 365
• Caregivers receive \$289/month for the first child and an increase for each additional sibling

Grandparents Raising Grandchildren 414

FAMILIES AND CHILDREN SERVED

2016 2018



Children placed out of home by the PCSA 118 147

JUVENILE COURT

2016 2018

Court timeliness
Cases pending beyond Supreme Court timeframes 51% 43%

PERMANENCY

2016 2018

Children who gained permanency through

Reunification	23	16
Guardianship	0	5
Custody to relative	13	8
Adoption	5	9

Children waiting to be adopted 7 10

Children supported by Kinship Permanency Incentive Program 49 36

EMANCIPATED YOUTH

2016 2018

Youth aged out of care 7 4

Median # of days in custody before emancipation 470 1,852

Students received Chaffee ETV post-secondary education grants 2 2

Emancipated youth enrolled in Medicaid 17 16

2018 RESPONSE

493 Reports screened in related to child abuse or neglect, dependency, or families in need of services

220 Child abuse/neglect reports screened in for traditional response

122 Child abuse/neglect reports screened in for alternative response

48 Dependency reports screened in

95 Family in need of services reports screened in

Safety assessment Family assessment → 65 Cases transferred to ongoing

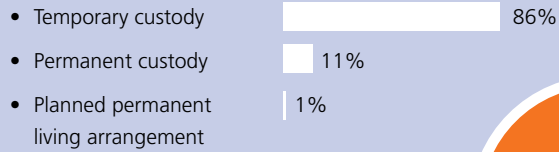


TYPES OF REPORTS

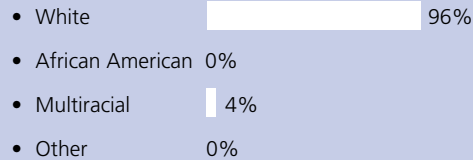
Physical abuse	132	27%
Neglect	111	23%
Sexual Abuse	47	10%
Emotional Maltreatment	8	2%
Multiple Allegations of Abuse/Neglect	37	8%
Family in Need of Services/Dependency/Other	158	32%
Total	493	100%

CHILDREN IN PCSA CUSTODY ON 7/1/2018

What type of custody?




What Race?



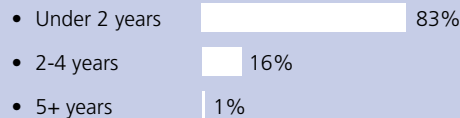
109

Children in Custody

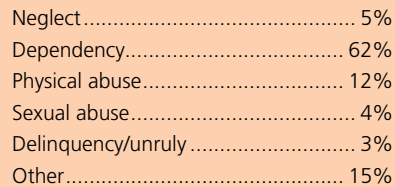
How old?



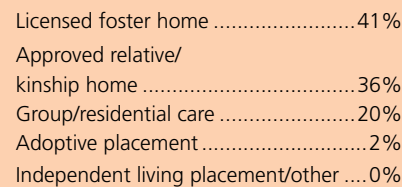
How long in custody?



Why removed from home?



Where are children placed?

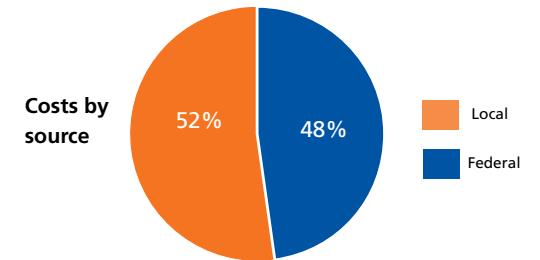


CONTACT INFORMATION

Adams County Children Services Board
<http://adamscountychildren.org/>
 937-544-2511

PLACEMENT COSTS

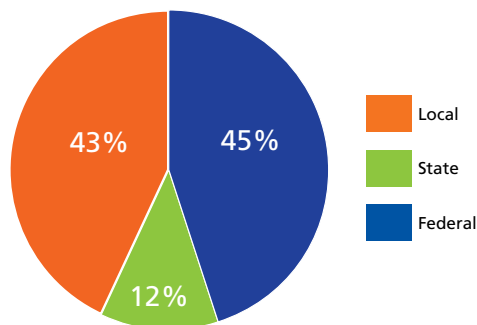
Total \$1,599,350



Costs by placement type

Licensed foster home	\$537,012
Group/residential care	\$1,060,103
Independent living placement/other	\$2,234

2018 PUBLIC CHILDREN SERVICES SPENDING



Total	\$4,086,905
Federal	\$1,842,464
State	\$484,855
Local	\$1,759,585

Of Ohio's 88 counties, Adams County did maintain a children services levy in 2018.

ADOPTION ASSISTANCE AND SUBSIDIES

Total \$352,236

