

# Wyandot



**Population** **22,243**

• **Race:** White 97% • African American 0%  
Multiracial 1% • Other 2%

• **Ethnicity:** Hispanic 3%

**Child Population** **5,170**

**Placement Rate**

• Number of children in custody per 1,000 **1.7**

**Per Capita Income** **\$37,122**

**Poverty Rate**

- All ages **11%**
- Children **14%**

**Ohio Works First Child Only** **74**

- Children receiving child only benefit
- Caregivers receive \$282/month for the first child and an increase for each additional sibling

**Grandparents Raising Grandchildren** **225**

## FAMILIES AND CHILDREN SERVED

	2013	2016
Families receiving in-home services	7	6
Children placed out of home	17	9

## JUVENILE COURT

	2013	2016
<b>Court timeliness</b>		
Cases pending beyond Supreme Court timeframes	13%	0%

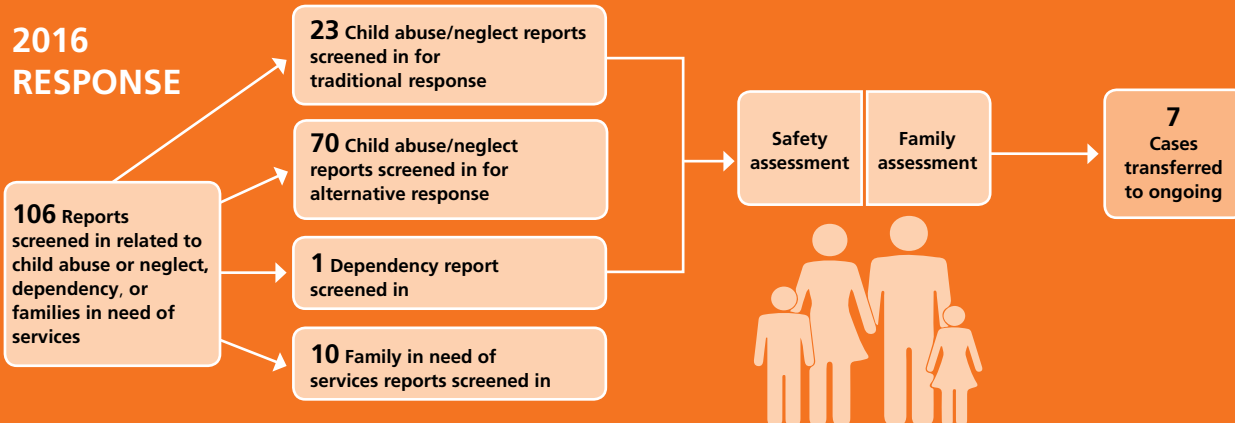
## PERMANENCY

	2013	2016
Children who gained permanency through		
Reunification	5	2
Guardianship	1	0
Custody to relative	1	1
Adoption	4	0
Children waiting to be adopted	4	0
Children supported by Kinship Permanency Incentive Program	6	5

## EMANCIPATED YOUTH

	2013	2016
Youth aged out of care	1	0
Median # of days in custody before emancipation	970	1,806
Students received Chaffee ETV post-secondary education grants	0	1
Emancipated youth enrolled in Medicaid	N/A	6

## 2016 RESPONSE




## TYPES OF REPORTS


Physical abuse	24	23%
Neglect	43	41%
Sexual Abuse	17	16%
Emotional Maltreatment	0	0%
Multiple Allegations of Abuse/Neglect	9	8%
Family in Need of Services/Dependency/Other	13	12%
<b>Total</b>	<b>106</b>	<b>100%</b>

### CHILDREN IN CUSTODY ON 7/1/2016

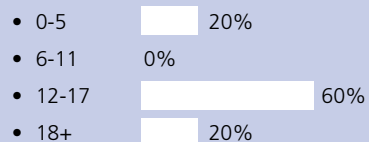
#### What type of custody?



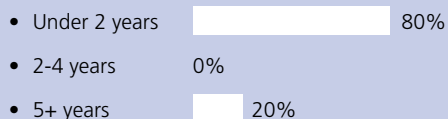
#### What Race?



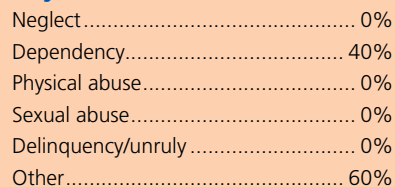
#### How old?



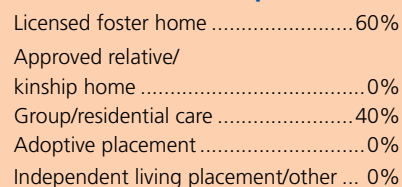
#### How long in custody?



#### Why removed from home?



#### Where are children placed?

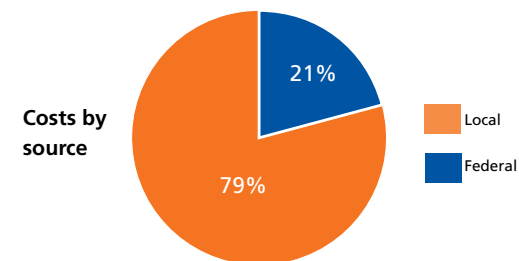


### CONTACT INFORMATION

Wyandot County Dept. of Job & Family Services  
**419-294-4977**  
<http://www.co.wyandot.oh.us/jfs/index.htm>

### PLACEMENT COSTS

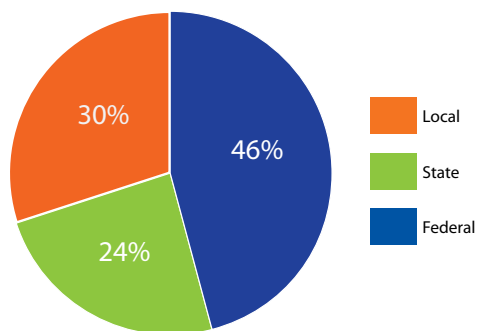
Total \$274,928



#### Costs by placement type

Licensed foster home	\$45,826
Group/residential care	\$229,102
Independent living placement/other	\$0

### 2016 PUBLIC CHILDREN SERVICES SPENDING



<b>Total</b>	<b>\$788,237</b>
<b>Federal</b>	<b>\$359,145</b>
<b>State</b>	<b>\$191,897</b>
<b>Local</b>	<b>\$237,195</b>

Of Ohio's 88 counties, Wyandot County did not maintain a children services levy in 2016.

### ADOPTION ASSISTANCE AND SUBSIDIES

Total \$90,166

