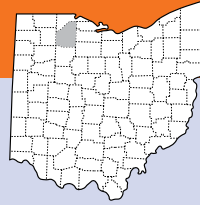


Wood



Population **129,730**

• **Race:** White 92% • African American 3%
Multiracial 2% • Other 3%

• **Ethnicity:** Hispanic 5%

Child Population **26,801**

Placement Rate

• Number of children in custody per 1,000 **2.5**

Per Capita Income **\$40,986**

Poverty Rate

- All ages **15%**
- Children **13%**

Ohio Works First Child Only **473**

- Children receiving child only benefit
- Caregivers receive \$282/month for the first child and an increase for each additional sibling

Grandparents Raising Grandchildren **702**

FAMILIES AND CHILDREN SERVED

	2013	2016
Families receiving in-home services	26	70
Children placed out of home	58	67

JUVENILE COURT

	2013	2016
Court timeliness		
Cases pending beyond Supreme Court timeframes	2%	3%
Court custody		
Children in custody of IV-E Juvenile Court	3	2

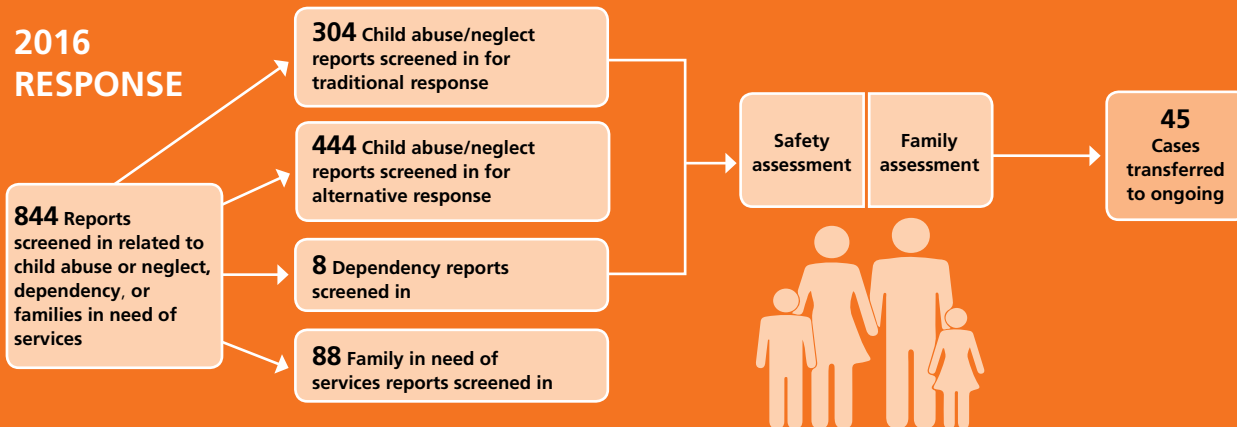
PERMANENCY

	2013	2016
Children who gained permanency through		
Reunification	4	5
Guardianship	0	2
Custody to relative	8	10
Adoption	0	4
Children waiting to be adopted	8	7
Children supported by Kinship Permanency Incentive Program	44	33

EMANCIPATED YOUTH

	2013	2016
Youth aged out of care	5	4
Median # of days in custody before emancipation	1,497	719
Students received Chaffee ETV post-secondary education grants	1	0
Emancipated youth enrolled in Medicaid	N/A	20

2016 RESPONSE



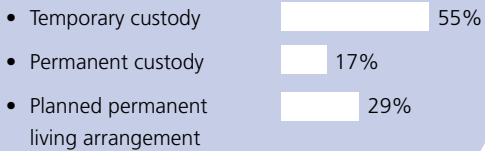
TYPES OF REPORTS

Physical abuse	168	20%
Neglect	325	39%
Sexual Abuse	101	12%
Emotional Maltreatment	7	1%
Multiple Allegations of Abuse/Neglect	132	16%
Family in Need of Services/Dependency/Other	111	13%
Total	844	100%

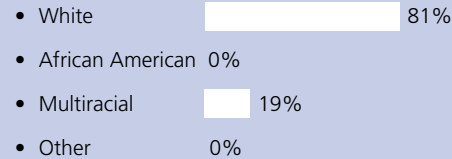
CHILDREN IN CUSTODY ON 7/1/2016



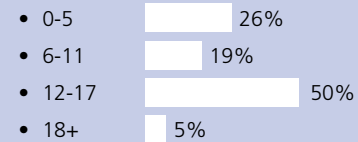
What type of custody?



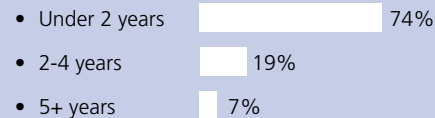
What Race?



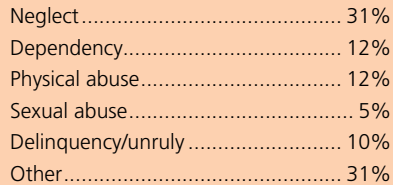
How old?



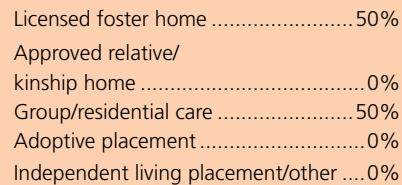
How long in custody?



Why removed from home?



Where are children placed?

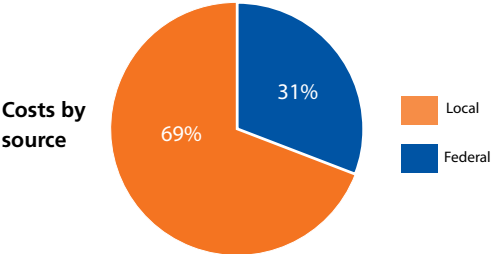


CONTACT INFORMATION

Wood County JFS
419-352-7566
<http://www.woodcountyjfs.com>

PLACEMENT COSTS

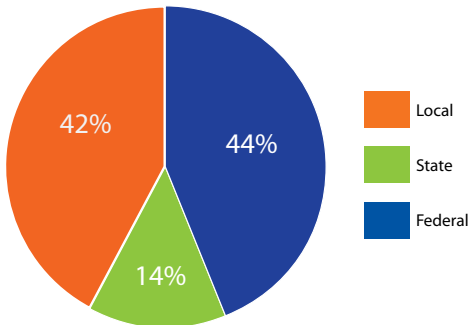
Total \$2,200,064



Costs by placement type

Licensed foster home	\$432,520
Group/residential care	\$1,767,544
Independent living placement/other	\$0

2016 PUBLIC CHILDREN SERVICES SPENDING



Total	\$4,560,814
Federal	\$1,999,380
State	\$629,780
Local	\$1,931,654

Of Ohio's 88 counties, Wood County did maintain one or more children services levies in 2016.

ADOPTION ASSISTANCE AND SUBSIDIES

Total \$530,691

