

Vinton



Population

13,048

- **Race:** White 97% • African American 0%
Multiracial 2% • Other 0%
- **Ethnicity:** Hispanic 0%

Child Population

2,960

Placement Rate

- Number of children in custody per 1,000 **18.9**

Per Capita Income

\$29,299

Poverty Rate

- All ages **23%**
- Children **37%**



Ohio Works First Child Only

- Children receiving child only benefit **0**
- Caregivers receive \$282/month for the first child and an increase for each additional sibling

Grandparents Raising Grandchildren

234

FAMILIES AND CHILDREN SERVED

	2013	2016
 Families receiving in-home services	19	23
 Children placed out of home	61	56

JUVENILE COURT

	2013	2016
Court timeliness		
Cases pending beyond Supreme Court timeframes	44%	70%

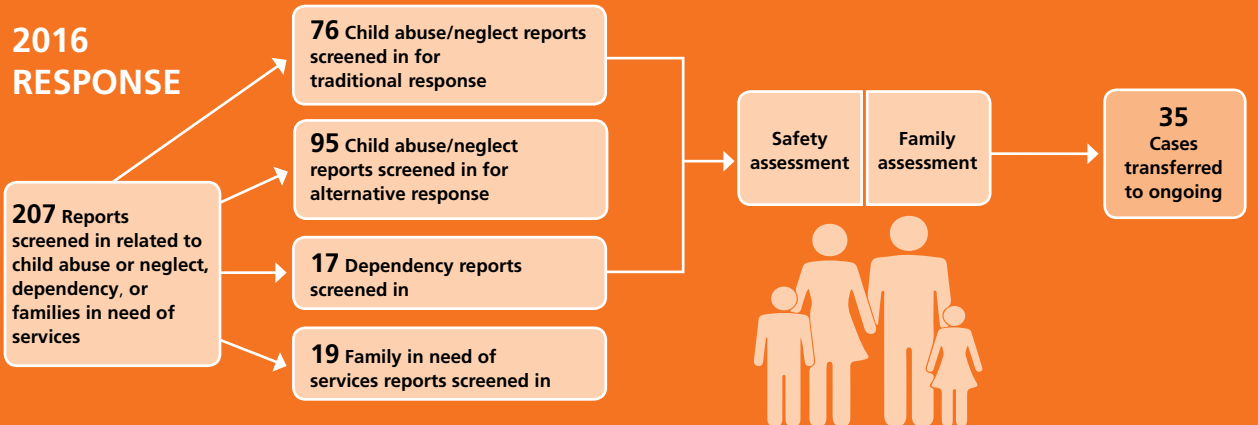
PERMANENCY

	2013	2016
Children who gained permanency through		
Reunification	11	14
Guardianship	4	2
Custody to relative	5	3
Adoption	5	2
Children waiting to be adopted	5	3
Children supported by Kinship Permanency Incentive Program	9	6

EMANCIPATED YOUTH

	2013	2016
Youth aged out of care	0	3
Median # of days in custody before emancipation	N/A	1,637
Students received Chaffee ETV post-secondary education grants	0	0
Emancipated youth enrolled in Medicaid	N/A	17

2016 RESPONSE

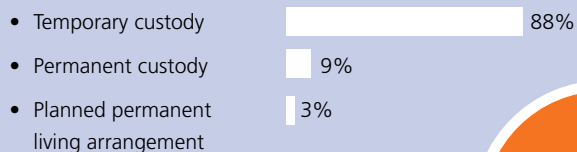


TYPES OF REPORTS

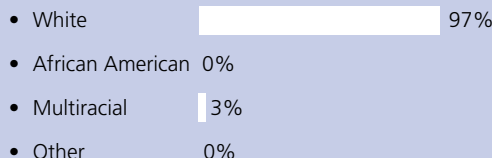
Physical abuse	68	33%
Neglect	64	31%
Sexual Abuse	14	7%
Emotional Maltreatment	1	0%
Multiple Allegations of Abuse/Neglect	16	8%
Family in Need of Services/Dependency/Other	44	21%
Total	207	100%

CHILDREN IN CUSTODY ON 7/1/2016

What type of custody?




What Race?



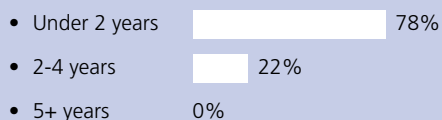
32

Children in Custody

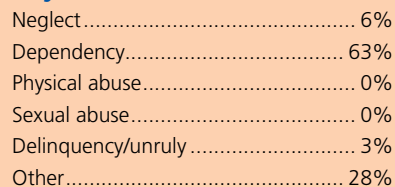
How old?



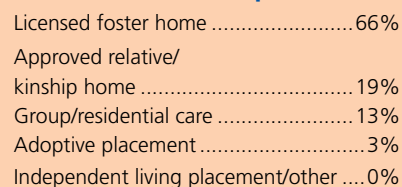
How long in custody?



Why removed from home?



Where are children placed?

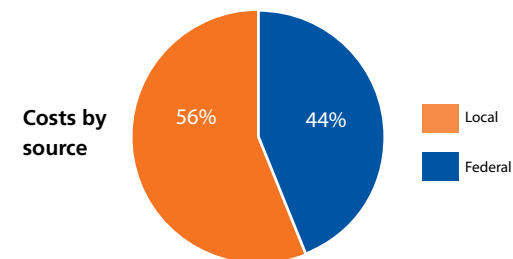


CONTACT INFORMATION

South Central Ohio JFS
740-596-2584
<http://www.vintoncounty.com/government-a-to-z.html>

PLACEMENT COSTS

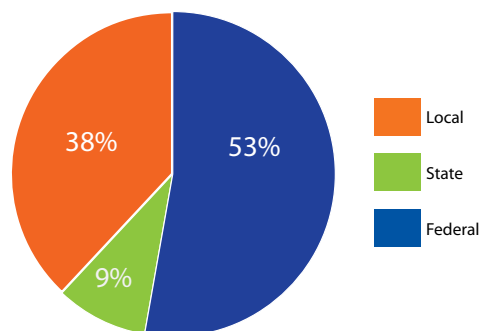
Total \$412,535



Costs by placement type

Licensed foster home	\$295,372
Group/residential care	\$117,163
Independent living placement/other	\$0

2016 PUBLIC CHILDREN SERVICES SPENDING



Total	\$8,679,993
Federal	\$4,591,953
State	\$821,913
Local	\$3,266,127

*2016 Children Services Spending data are for South Central Ohio DJFS, which includes Hocking, Ross and Vinton Counties.

Of Ohio's 88 counties, Vinton County did not maintain a children services levy in 2016.

ADOPTION ASSISTANCE AND SUBSIDIES

Total \$112,285

