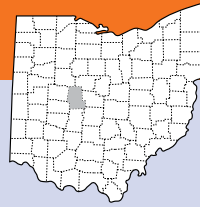


Union



Population **54,277**

• **Race:** White 93% • African American 2%
Multiracial 2% • Other 3%

• **Ethnicity:** Hispanic 1%

Child Population **13,672**

Placement Rate
• Number of children in custody per 1,000 **6.2**

Per Capita Income **\$42,610**

Poverty Rate

• All ages **8%**
• Children **9%**

Ohio Works First Child Only **182**

• Children receiving child only benefit
• Caregivers receive \$282/month for the first child and an increase for each additional sibling

Grandparents Raising Grandchildren **363**

FAMILIES AND CHILDREN SERVED

	2013	2016
Families receiving in-home services	18	18
Children placed out of home	80	85

PERMANENCY

	2013	2016
Children who gained permanency through		
Reunification	31	19
Guardianship	1	3
Custody to relative	10	14
Adoption	0	3
Children waiting to be adopted	3	3
Children supported by Kinship Permanency Incentive Program	38	9

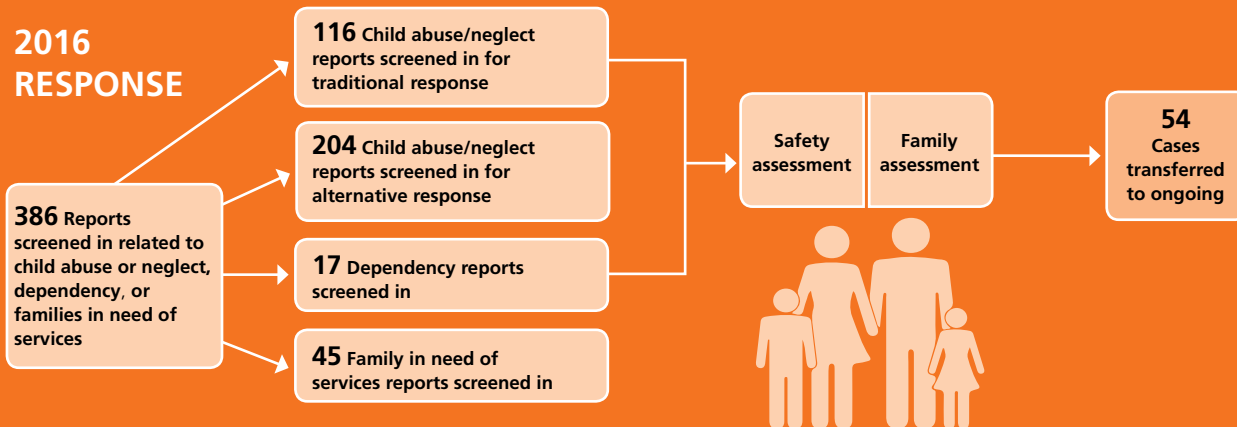
EMANCIPATED YOUTH

	2013	2016
Youth aged out of care	3	2
Median # of days in custody before emancipation	1,099	484
Students received Chaffee ETV post-secondary education grants	0	3
Emancipated youth enrolled in Medicaid	N/A	24

JUVENILE COURT

	2013	2016
Court timeliness		
Cases pending beyond Supreme Court timeframes	21%	9%

2016 RESPONSE

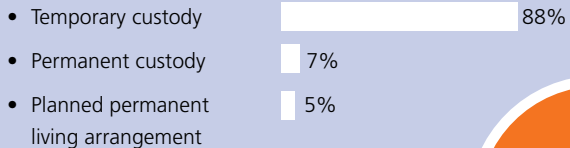


TYPES OF REPORTS

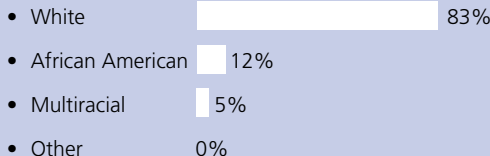
Physical abuse	81	21%
Neglect	107	28%
Sexual Abuse	47	12%
Emotional Maltreatment	9	2%
Multiple Allegations of Abuse/Neglect	70	18%
Family in Need of Services/Dependency/Other	72	19%
Total	386	100%

CHILDREN IN CUSTODY ON 7/1/2016


What type of custody?



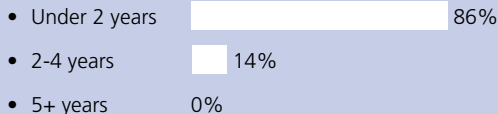
What Race?



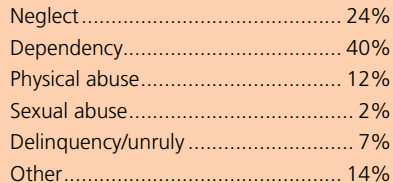
How old?



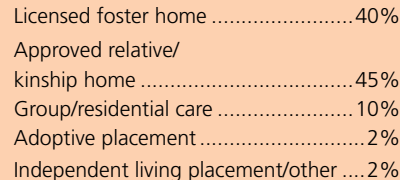
How long in custody?



Why removed from home?



Where are children placed?

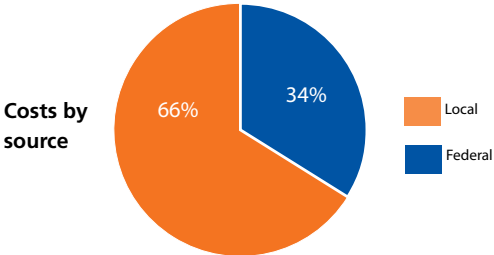


CONTACT INFORMATION

Union County Job & Family Services
937-644-1010
<http://www.co.union.oh.us/>
 Department-of-Job-Family-Services/

PLACEMENT COSTS

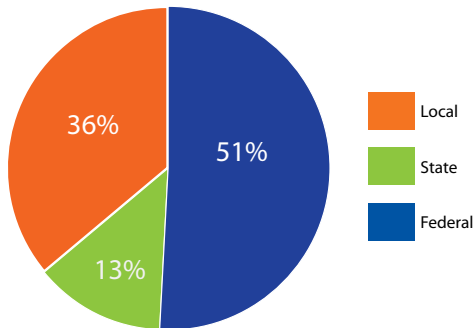
Total \$1,010,889



Costs by placement type

Licensed foster home	\$455,789
Group/residential care	\$555,054
Independent living placement/other	\$46

2016 PUBLIC CHILDREN SERVICES SPENDING



Total	\$2,526,963
Federal	\$1,287,518
State	\$317,904
One-time Efficiency & Innovation Grant	\$72,899
Local	\$921,541

Of Ohio's 88 counties, Union County did not maintain a children services levy in 2016.

ADOPTION ASSISTANCE AND SUBSIDIES

Total \$256,912

