

Tuscarawas



Population

92,916

- **Race:** White 97% • African American 1%
Multiracial 1% • Other 1%
- **Ethnicity:** Hispanic 2%

Child Population

21,267

Placement Rate

- Number of children in custody per 1,000 **8.4**

Per Capita Income

\$36,115

Poverty Rate

- All ages **14%**
- Children **22%**

Ohio Works First Child Only

- Children receiving child only benefit **490**
- Caregivers receive \$282/month for the first child and an increase for each additional sibling

Grandparents Raising Grandchildren

563

FAMILIES AND CHILDREN SERVED

	2013	2016
--	------	------



Families receiving in-home services

39 17



Children placed out of home

185 178

JUVENILE COURT

	2013	2016
--	------	------

Court timeliness

Cases pending beyond Supreme Court timeframes 0% 0%

Court custody

Tuscarawas County is a member of the Multi-County Juvenile Attention System. Children in the custody of this system 28 21

PERMANENCY

	2013	2016
--	------	------

Children who gained permanency through

Reunification	19	13
Guardianship	3	3
Custody to relative	6	6
Adoption	43	27

Children waiting to be adopted 33 27

Children supported by Kinship Permanency Incentive Program 56 82

EMANCIPATED YOUTH

	2013	2016
--	------	------

Youth aged out of care 9 11

Median # of days in custody before emancipation 855 781

Students received Chaffee ETV post-secondary education grants 1 0

Emancipated youth enrolled in Medicaid N/A 46

2016 RESPONSE

403 Reports screened in related to child abuse or neglect, dependency, or families in need of services

132 Child abuse/neglect reports screened in for traditional response

97 Child abuse/neglect reports screened in for alternative response

9 Dependency reports screened in

157 Family in need of services reports screened in

Safety assessment Family assessment

54 Cases transferred to ongoing

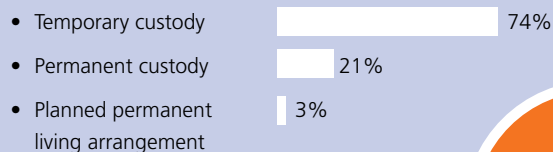


TYPES OF REPORTS

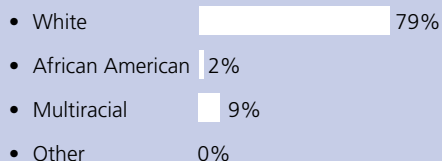
Physical abuse	12	3%
Neglect	114	28%
Sexual Abuse	52	13%
Emotional Maltreatment	2	0%
Multiple Allegations of Abuse/Neglect	50	12%
Family in Need of Services/Dependency/Other	173	43%
Total	403	100%

CHILDREN IN CUSTODY ON 7/1/2016

What type of custody?




What Race?



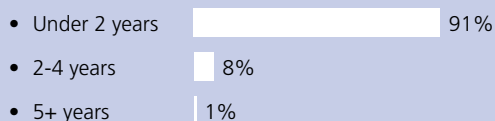
121

Children in Custody

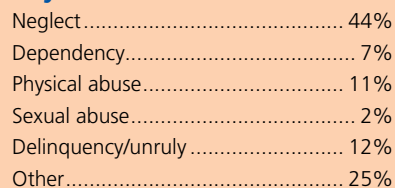
How old?



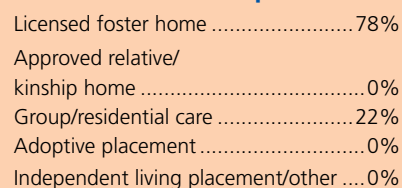
How long in custody?



Why removed from home?



Where are children placed?

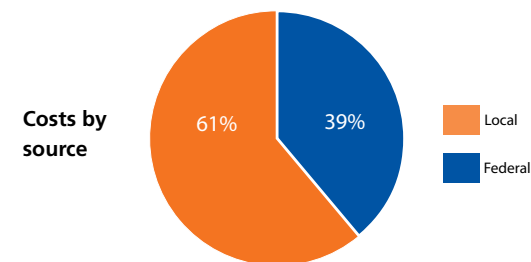


CONTACT INFORMATION

Tuscarawas County Job & Family Services
330-339-7791
<http://www.tcjfs.org>

PLACEMENT COSTS

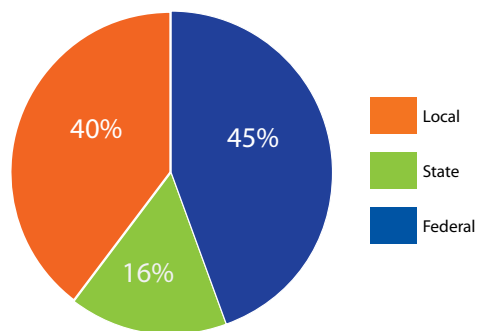
Total \$3,062,704



Costs by placement type

Licensed foster home	\$1,785,792
Group/residential care	\$1,276,912
Independent living placement/other	\$0

2016 PUBLIC CHILDREN SERVICES SPENDING



Total	\$6,805,173
Federal	\$3,052,655
State	\$1,059,241
One-time Efficiency & Innovation Grant	\$201,232
Local	\$2,693,277

Of Ohio's 88 counties, Tuscarawas County did not maintain a children services levy in 2016.

ADOPTION ASSISTANCE AND SUBSIDIES

Total \$1,823,801

