

State of Ohio



Population 11,613,423

• **Race:** White 83% • African American 12%
Multiracial 2% • Other 3%

• **Ethnicity:** Hispanic 3%

Child Population 2,628,477

Placement Rate

• Number of children in custody per 1,000 9.0

Per Capita Income \$42,236

Poverty Rate

• All ages 16%
• Children 23%

Ohio Works First Child Only

• Children receiving child only benefit 93,315
• Caregivers receive \$282/month for the first child and an increase for each additional sibling

Grandparents Raising Grandchildren 100,667

FAMILIES AND CHILDREN SERVED

	2013	2016
Families receiving in-home services	9,432	9,527
Children placed out of home	21,987	24,255

JUVENILE COURT

	2013	2016
Court timeliness Cases pending beyond Supreme Court timeframes	16%	19%
Court custody Children in custody of IV-E Juvenile Court	651	702

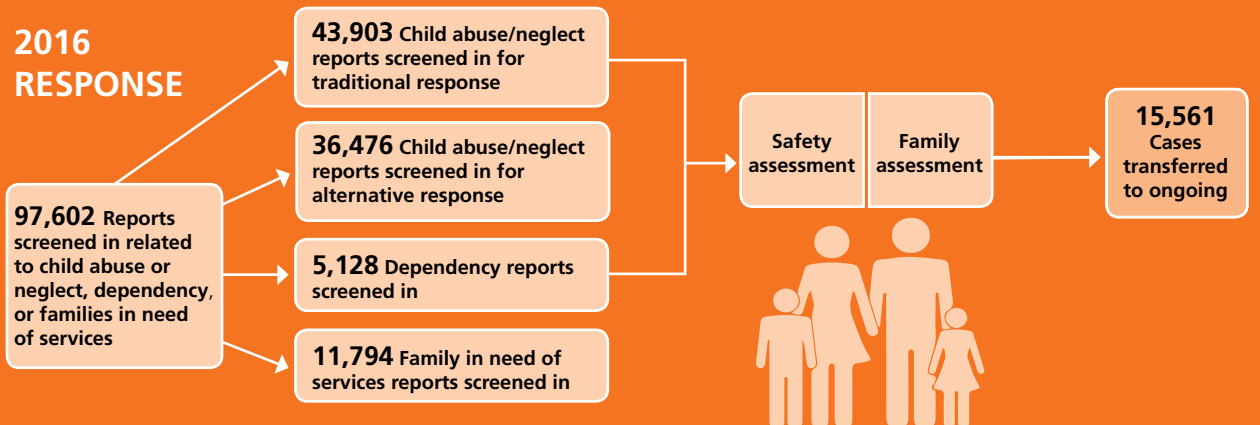
PERMANENCY

	2013	2016
Children who gained permanency through		
Reunification	4,597	4,877
Guardianship	321	466
Custody to relative	2,139	2,546
Adoption	1,260	1,489
Children waiting to be adopted	2,324	2,421
Children supported by Kinship Permanency Incentive Program	6,757	9,282

EMANCIPATED YOUTH

	2013	2016
Youth aged out of care	914	895
Median # of days in custody before emancipation	1,143	1,116
Students received Chaffee ETV post-secondary education grants	441	335
Emancipated youth enrolled in Medicaid	N/A	4,803

2016 RESPONSE

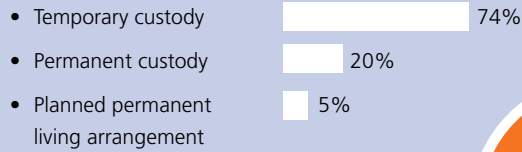


TYPES OF REPORTS

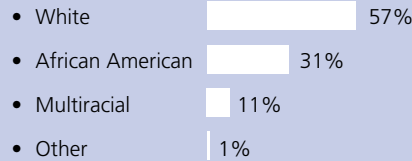
Physical abuse	29,659	30%
Neglect	25,098	26%
Sexual Abuse	9,040	9%
Emotional Maltreatment	1,301	1%
Multiple Allegations of Abuse/Neglect	13,827	14%
Family in Need of Services/Dependency/Other	18,856	19%
Total	97,602	100%

CHILDREN IN CUSTODY ON 7/1/2016

What type of custody?



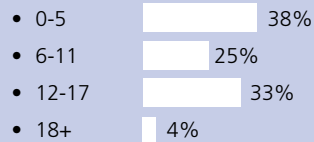
What Race?



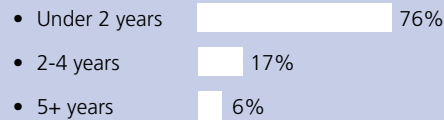
13,683

Children in Custody

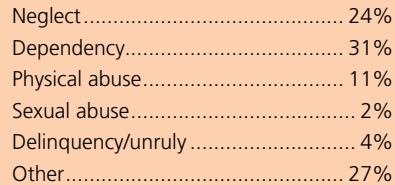
How old?



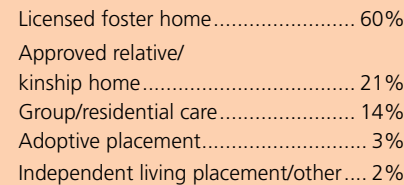
How long in custody?



Why removed from home?



Where are children placed?

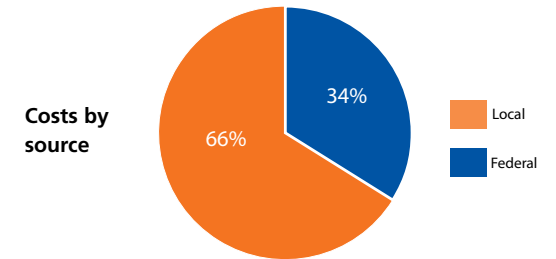


CONTACT INFORMATION

To report suspected abuse or neglect of a child, call toll-free 855-OH-CHILD
(855-642-4453)

PLACEMENT COSTS

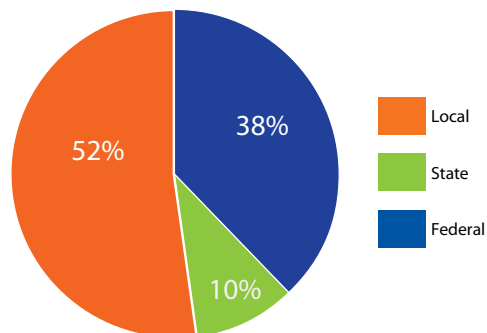
Total \$330,575,009



Costs by placement type

Licensed foster home	\$ 180,762,258
Group/residential care	\$ 143,403,707
Independent living placement/other	\$ 6,409,045

2016 PUBLIC CHILDREN SERVICES SPENDING



Total \$938,289,987

Federal \$352,497,653

State \$95,763,872

State Child Protection Allocation	\$44,881,023
Statewide Programming	\$50,882,849
One-time Efficiency & Innovation Grant	\$4,491,671

Local \$490,028,462

Of Ohio's 88 counties, 46 maintained one or more children services levies in 2016.

ADOPTION ASSISTANCE AND SUBSIDIES

Total \$158,044,887

