

# Seneca



**Population** **55,610**

- **Race:** White 94% • African American 2%  
Multiracial 2% • Other 2%

- **Ethnicity:** Hispanic 5%

**Child Population** **12,437**

**Placement Rate**

- Number of children in custody per 1,000 **1.4**

**Per Capita Income** **\$34,516**

**Poverty Rate**

- All ages **17%**
- Children **28%**

**Ohio Works First Child Only** **259**

- Children receiving child only benefit
- Caregivers receive \$282/month for the first child and an increase for each additional sibling

**Grandparents Raising Grandchildren** **437**

## FAMILIES AND CHILDREN SERVED

	2013	2016
Families receiving in-home services	20	18
Children placed out of home	25	18

## PERMANENCY

	2013	2016
Children who gained permanency through		
Reunification	5	5
Guardianship	2	1
Custody to relative	2	2
Adoption	3	3
Children waiting to be adopted	6	3
Children supported by Kinship Permanency Incentive Program	13	43

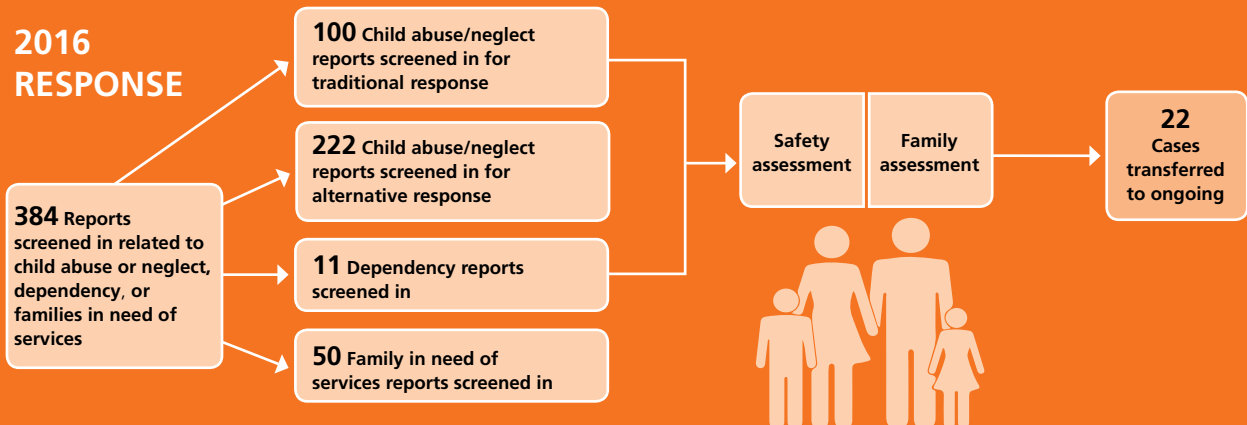
## EMANCIPATED YOUTH

	2013	2016
Youth aged out of care	2	0
Median # of days in custody before emancipation	1,759	N/A
Students received Chaffee ETV post-secondary education grants	0	1
Emancipated youth enrolled in Medicaid	N/A	9

## JUVENILE COURT

	2013	2016
<b>Court timeliness</b>		
Cases pending beyond Supreme Court timeframes	55%	17%

## 2016 RESPONSE




## TYPES OF REPORTS


Physical abuse	161	42%
Neglect	73	19%
Sexual Abuse	49	13%
Emotional Maltreatment	0	0%
Multiple Allegations of Abuse/Neglect	34	9%
Family in Need of Services/Dependency/Other	67	17%
<b>Total</b>	<b>384</b>	<b>100%</b>

## CHILDREN IN CUSTODY ON 7/1/2016

### What type of custody?




### What Race?



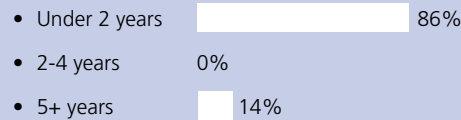
7

Children in Custody

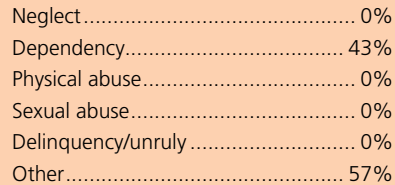
### How old?



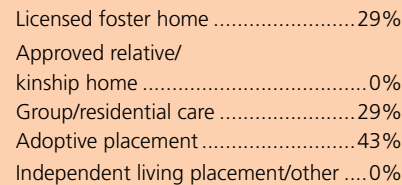
### How long in custody?



### Why removed from home?



### Where are children placed?

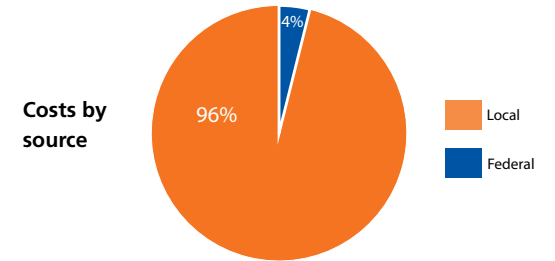


## CONTACT INFORMATION

Seneca County Dept. of Job & Family Services  
**419-447-5011**  
<http://www.senecadjfs.org>

## PLACEMENT COSTS

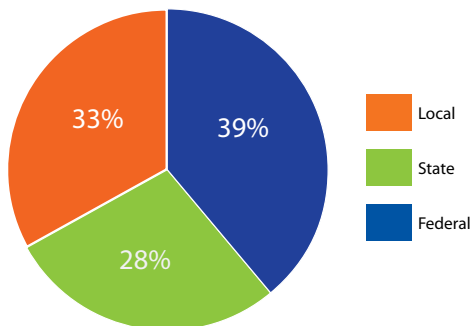
Total \$349,333



### Costs by placement type

Licensed foster home	\$146,660
Group/residential care	\$202,673
Independent living placement/other	\$0

## 2016 PUBLIC CHILDREN SERVICES SPENDING



<b>Total</b>	<b>\$1,591,693</b>
<b>Federal</b>	<b>\$616,299</b>
<b>State</b>	<b>\$451,799</b>
<b>Local</b>	<b>\$523,594</b>

Of Ohio's 88 counties, Seneca County did not maintain a children services levy in 2016.

## ADOPTION ASSISTANCE AND SUBSIDIES

Total \$411,859

