

Sandusky



Population **59,679**

- **Race:** White 91% • African American 3%
Multiracial 2% • Other 4%

- **Ethnicity:** Hispanic 9%

Child Population **13,734**

Placement Rate **5.7**

- Number of children in custody per 1,000

Per Capita Income **\$36,440**

Poverty Rate

- All ages **15%**
- Children **22%**

Ohio Works First Child Only **331**

- Children receiving child only benefit
- Caregivers receive \$282/month for the first child and an increase for each additional sibling

Grandparents Raising Grandchildren **706**

FAMILIES AND CHILDREN SERVED

	2013	2016
Families receiving in-home services	25	19
Children placed out of home	42	78

PERMANENCY

	2013	2016
Children who gained permanency through		
Reunification	7	14
Guardianship	0	1
Custody to relative	4	5
Adoption	2	15
Children waiting to be adopted	6	5
Children supported by Kinship Permanency Incentive Program	27	32

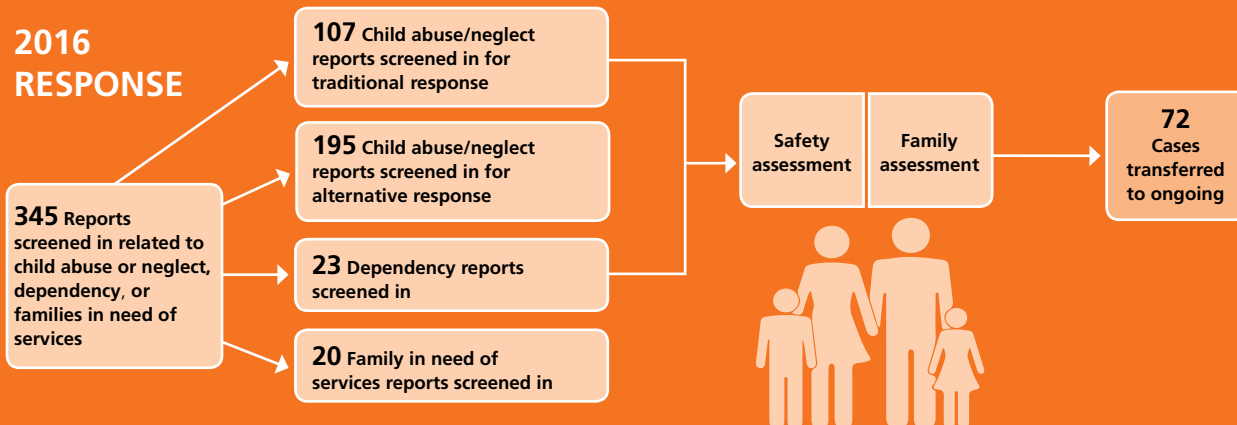
EMANCIPATED YOUTH

	2013	2016
Youth aged out of care	1	2
Median # of days in custody before emancipation	2,230	636
Students received Chaffee ETV post-secondary education grants	2	0
Emancipated youth enrolled in Medicaid	N/A	12

JUVENILE COURT

	2013	2016
Court timeliness		
Cases pending beyond Supreme Court timeframes	33%	3%

2016 RESPONSE

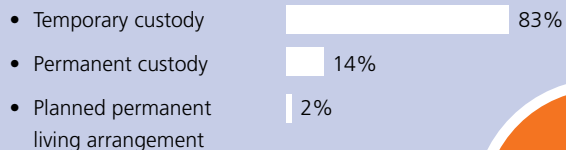


TYPES OF REPORTS

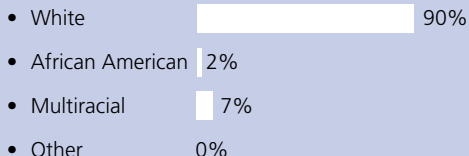
Physical abuse	180	52%
Neglect	52	15%
Sexual Abuse	56	16%
Emotional Maltreatment	0	0%
Multiple Allegations of Abuse/Neglect	10	3%
Family in Need of Services/Dependency/Other	47	14%
Total	345	100%

CHILDREN IN CUSTODY ON 7/1/2016


What type of custody?



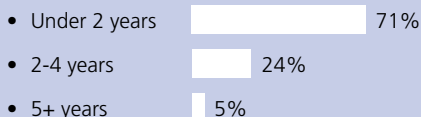
What Race?



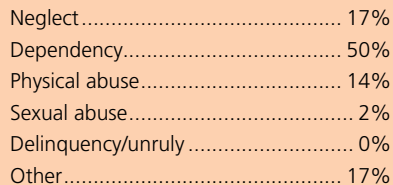
How old?



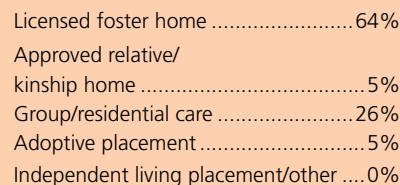
How long in custody?



Why removed from home?



Where are children placed?

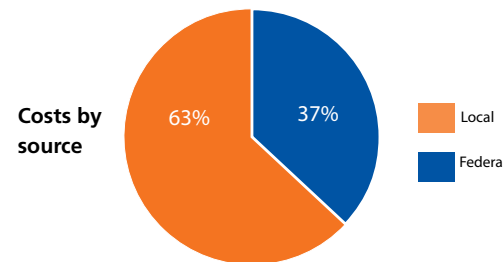


CONTACT INFORMATION

Sandusky County Job & Family Services
419-334-3891
<http://www.sanduskycountydjfs.org>

PLACEMENT COSTS

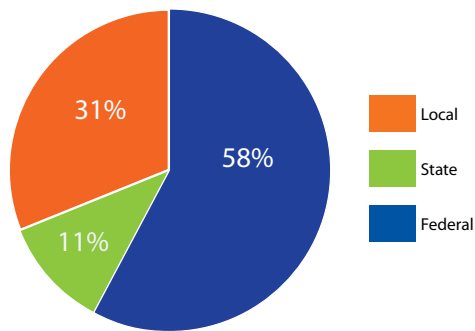
Total \$1,478,068



Costs by placement type

Licensed foster home	\$715,235
Group/residential care	\$762,573
Independent living placement/other	\$259

2016 PUBLIC CHILDREN SERVICES SPENDING



Total	\$3,689,198
Federal	\$2,154,474
State	\$389,148
One-time Efficiency & Innovation Grant	\$20,850
Local	\$1,145,576

Of Ohio's 88 counties, Sandusky County did not maintain a children services levy in 2016.

ADOPTION ASSISTANCE AND SUBSIDIES

Total \$184,305

