

Perry



Population **35,985**

• **Race:** White 98% • African American 0%
Multiracial 1% • Other 1%

• **Ethnicity:** Hispanic 1%

Child Population **8,683**

Placement Rate

• Number of children in custody per 1,000 **14.1**

Per Capita Income **\$31,086**

Poverty Rate

• All ages **19%**
• Children **26%**

Ohio Works First Child Only

• Children receiving child only benefit **485**
• Caregivers receive \$282/month for the first child and an increase for each additional sibling

Grandparents Raising Grandchildren **280**

FAMILIES AND CHILDREN SERVED

	2013	2016
Families receiving in-home services	9	3
Children placed out of home	136	122

JUVENILE COURT

	2013	2016
Court timeliness Cases pending beyond Supreme Court timeframes	43%	32%
Court custody Children in custody of IV-E Juvenile Court	0	0

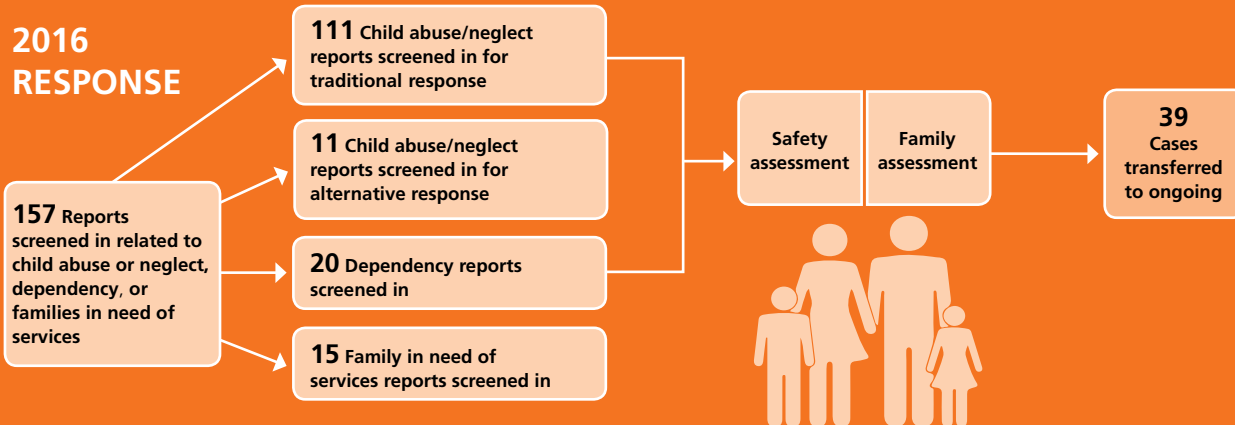
PERMANENCY

	2013	2016
Children who gained permanency through		
Reunification	29	42
Guardianship	3	1
Custody to relative	16	31
Adoption	10	7
Children waiting to be adopted	12	6
Children supported by Kinship Permanency Incentive Program	34	97

EMANCIPATED YOUTH

	2013	2016
Youth aged out of care	6	1
Median # of days in custody before emancipation	1,775	2,154
Students received Chaffee ETV post-secondary education grants	2	0
Emancipated youth enrolled in Medicaid	N/A	19

2016 RESPONSE




TYPES OF REPORTS


Physical abuse	51	32%
Neglect	34	22%
Sexual Abuse	30	19%
Emotional Maltreatment	2	1%
Multiple Allegations of Abuse/Neglect	1	1%
Family in Need of Services/Dependency/Other	39	25%
Total	157	100%

CHILDREN IN CUSTODY ON 7/1/2016

What type of custody?




What Race?



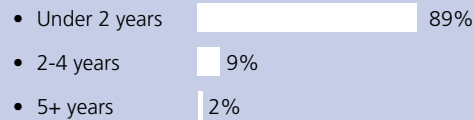
46

Children in Custody

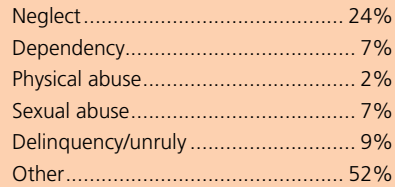
How old?



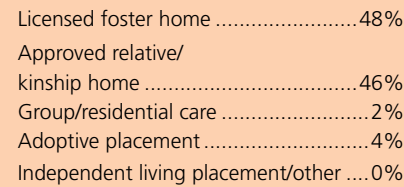
How long in custody?



Why removed from home?



Where are children placed?

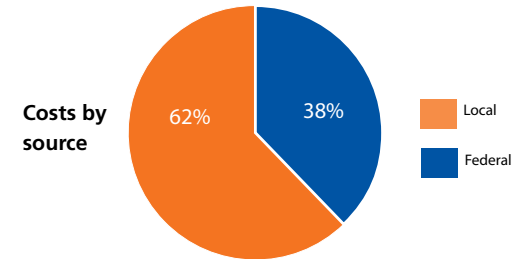


CONTACT INFORMATION

Perry County Job & Family Services
740-342-3836
<http://www.perryjfs.org>

PLACEMENT COSTS

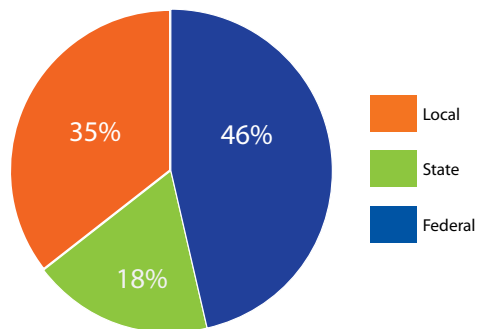
Total \$634,811



Costs by placement type

Licensed foster home	\$426,745
Group/residential care	\$208,066
Independent living placement/other	\$0

2016 PUBLIC CHILDREN SERVICES SPENDING



Total	\$2,101,227
Federal	\$977,017
State	\$382,291
Local	\$741,919

Of Ohio's 88 counties, Perry County did maintain one or more children services levies in 2016.

ADOPTION ASSISTANCE AND SUBSIDIES

Total \$392,305

