

# Muskingum



## Population

86,290

- **Race:** White 93% • African American 3%  
Multiracial 3% • Other 1%
- **Ethnicity:** Hispanic 1%

## Child Population

19,959

## Placement Rate

- Number of children in custody per 1,000 **11.4**

## Per Capita Income

\$35,319

## Poverty Rate

- All ages **19%**
- Children **29%**



## Ohio Works First Child Only

- Children receiving child only benefit **1,219**
- Caregivers receive \$282/month for the first child and an increase for each additional sibling

## Grandparents Raising Grandchildren

628

## FAMILIES AND CHILDREN SERVED

	2013	2016
 Families receiving in-home services	40	32
 Children placed out of home	155	227

## JUVENILE COURT

	2013	2016
<b>Court timeliness</b> Cases pending beyond Supreme Court timeframes	16%	13%
<b>Court custody</b> Children in custody of IV-E Juvenile Court	0	2

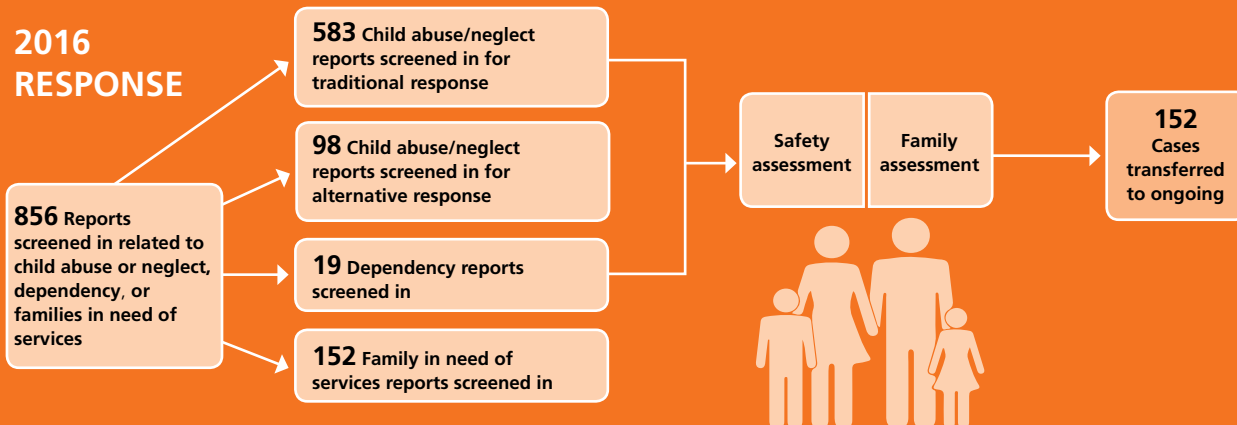
## PERMANENCY

	2013	2016
Children who gained permanency through		
Reunification	25	44
Guardianship	14	17
Custody to relative	53	73
Adoption	17	5
Children waiting to be adopted	6	1
Children supported by Kinship Permanency Incentive Program	134	323

## EMANCIPATED YOUTH

	2013	2016
Youth aged out of care	2	1
Median # of days in custody before emancipation	1,176	1,920
Students received Chaffee ETV post-secondary education grants	0	2
Emancipated youth enrolled in Medicaid	N/A	10

## 2016 RESPONSE

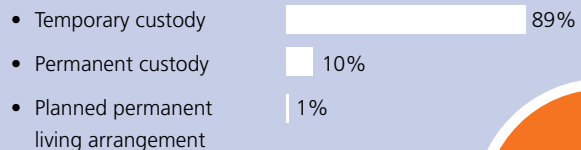


## TYPES OF REPORTS

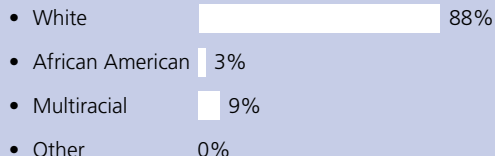
Physical abuse	85	10%
Neglect	413	48%
Sexual Abuse	58	7%
Emotional Maltreatment	4	0%
Multiple Allegations of Abuse/Neglect	120	14%
Family in Need of Services/Dependency/Other	176	21%
<b>Total</b>	<b>856</b>	<b>100%</b>

## CHILDREN IN CUSTODY ON 7/1/2016

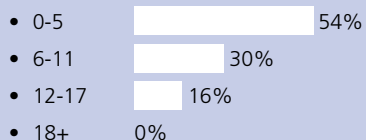
### What type of custody?



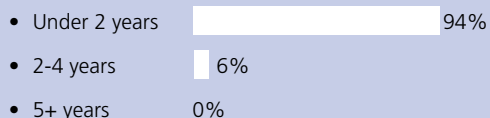
### What Race?



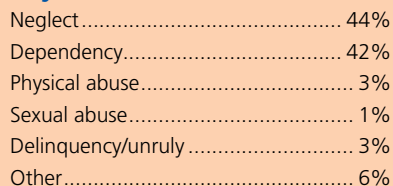
### How old?



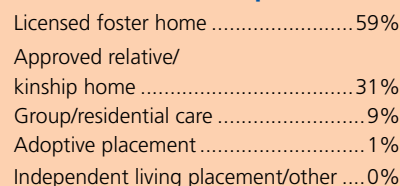
### How long in custody?



### Why removed from home?



### Where are children placed?

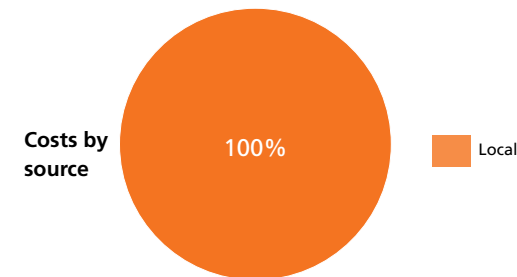


## CONTACT INFORMATION

Muskingum County Adult and Child  
Protective Services  
**740-455-6710**  
<http://www.muskingumkids.org>

## PLACEMENT COSTS

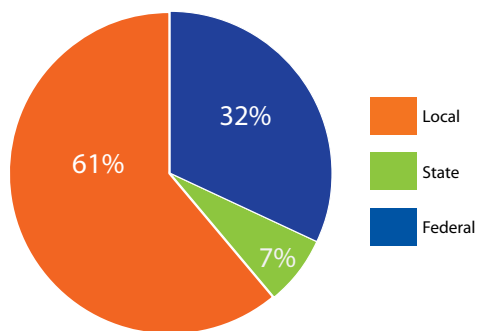
Total \$1,114,816



### Costs by placement type

Licensed foster home	\$705,772
Group/residential care	\$408,494
Independent living placement/other	\$550

## 2016 PUBLIC CHILDREN SERVICES SPENDING



<b>Total</b>	<b>\$8,628,613</b>
<b>Federal</b>	<b>\$2,748,323</b>
<b>State</b>	<b>\$619,277</b>
<b>Local</b>	<b>\$5,261,012</b>

Of Ohio's 88 counties, Muskingum County did maintain one or more children services levies in 2016.

## ADOPTION ASSISTANCE AND SUBSIDIES

Total \$1,785,176

