

Monroe



Population

14,409

- **Race:** White 98% • African American 0%
Multiracial 1% • Other 0%
- **Ethnicity:** Hispanic 1%

Child Population

3,000

Placement Rate

- Number of children in custody per 1,000 **4.7**

Per Capita Income

\$30,453

Poverty Rate

- All ages **19%**
- Children **34%**



Ohio Works First Child Only

- Children receiving child only benefit **38**
- Caregivers receive \$282/month for the first child and an increase for each additional sibling

Grandparents Raising Grandchildren

86

FAMILIES AND CHILDREN SERVED

	2013	2016
 Families receiving in-home services	16	5
 Children placed out of home	3	14

JUVENILE COURT

	2013	2016
Court timeliness Cases pending beyond Supreme Court timeframes	7%	65%
Court custody Children in custody of IV-E Juvenile Court	3	4

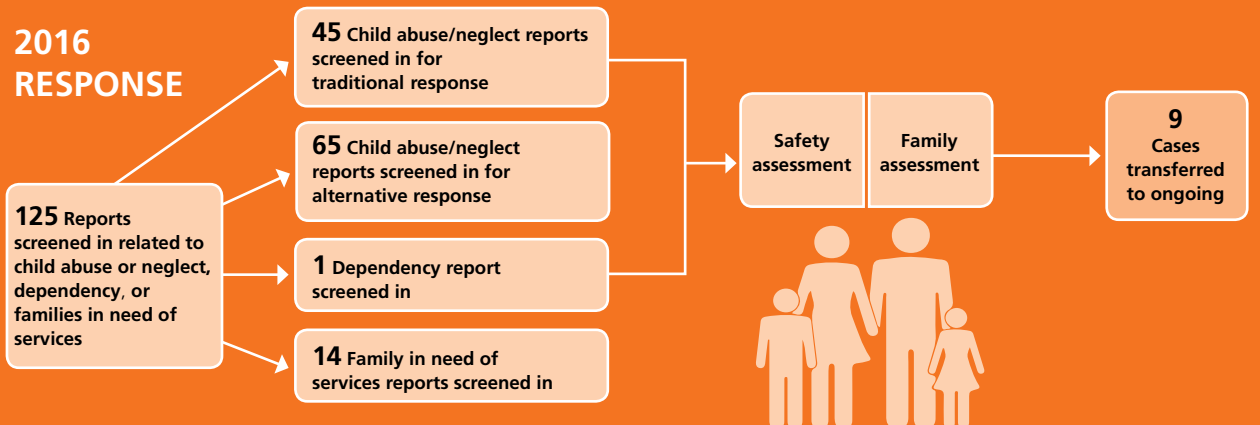
PERMANENCY

	2013	2016
Children who gained permanency through		
Reunification	1	3
Guardianship	0	0
Custody to relative	0	1
Adoption	0	1
Children waiting to be adopted	1	1
Children supported by Kinship Permanency Incentive Program	4	0

EMANCIPATED YOUTH

	2013	2016
Youth aged out of care	0	0
Median # of days in custody before emancipation	N/A	N/A
Students received Chaffee ETV post-secondary education grants	0	0
Emancipated youth enrolled in Medicaid	N/A	3

2016 RESPONSE

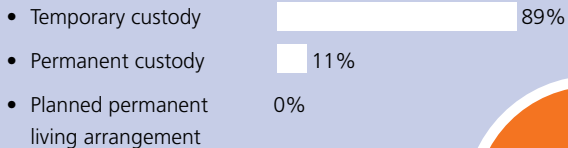


TYPES OF REPORTS


Physical abuse	36	29%
Neglect	41	33%
Sexual Abuse	10	8%
Emotional Maltreatment	2	2%
Multiple Allegations of Abuse/Neglect	17	14%
Family in Need of Services/Dependency/Other	19	15%
Total	125	100%

CHILDREN IN CUSTODY ON 7/1/2016

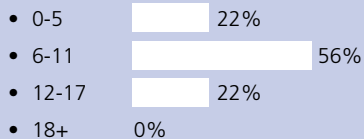
What type of custody?



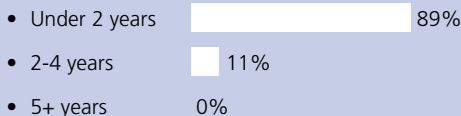
What Race?



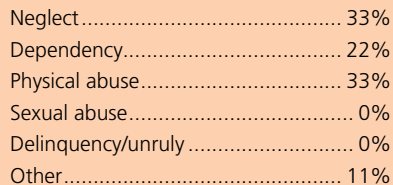
How old?



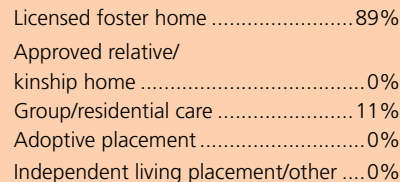
How long in custody?



Why removed from home?



Where are children placed?

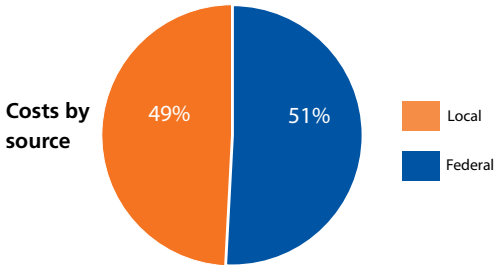


CONTACT INFORMATION

Monroe County DJFS
740-472-1602
<http://www.monroecountyohio.net/countyoffices/jobandfamilyservices.html>

PLACEMENT COSTS

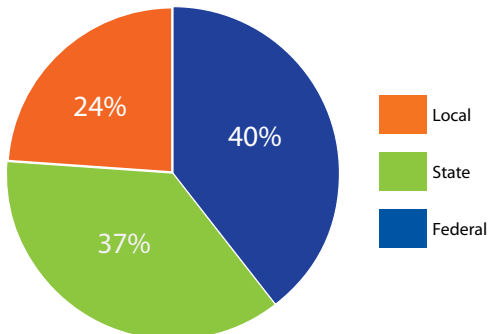
Total \$169,954



Costs by placement type

Licensed foster home	\$165,894
Group/residential care	\$4,060
Independent living placement/other	\$0

2016 PUBLIC CHILDREN SERVICES SPENDING



Total	\$540,348
Federal	\$213,673
State	\$197,897
One-time Efficiency & Innovation Grant	\$56,026
Local	\$128,778

Of Ohio's 88 counties, Monroe County did not maintain a children services levy in 2016.

ADOPTION ASSISTANCE AND SUBSIDIES

Total \$34,823

