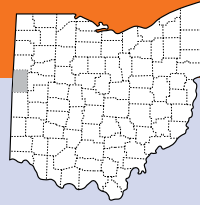


Mercer



Population **40,968**

• **Race:** White 98% • African American 0%
Multiracial 1% • Other 1%

• **Ethnicity:** Hispanic 2%

Child Population **10,473**

Placement Rate **4.7**

• Number of children in custody per 1,000

Per Capita Income **\$43,158**

Poverty Rate **9%**

• All ages **9%**
• Children **10%**

Ohio Works First Child Only **146**

• Children receiving child only benefit
• Caregivers receive \$282/month for the first child and an increase for each additional sibling

Grandparents Raising Grandchildren **264**

FAMILIES AND CHILDREN SERVED

	2013	2016
Families receiving in-home services	10	4
Children placed out of home	51	49

PERMANENCY

	2013	2016
Children who gained permanency through		
Reunification	15	11
Guardianship	0	2
Custody to relative	10	13
Adoption	2	5
Children waiting to be adopted	0	4
Children supported by Kinship Permanency Incentive Program	11	8

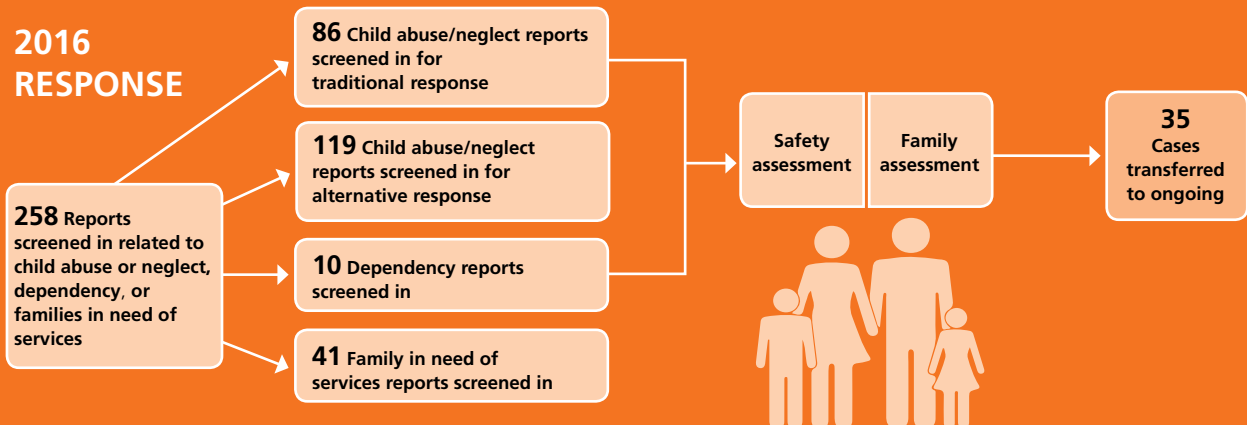
EMANCIPATED YOUTH

	2013	2016
Youth aged out of care	1	1
Median # of days in custody before emancipation	1,003	573
Students received Chaffee ETV post-secondary education grants	0	0
Emancipated youth enrolled in Medicaid	N/A	8

JUVENILE COURT

	2013	2016
Court timeliness		
Cases pending beyond Supreme Court timeframes	22%	36%

2016 RESPONSE

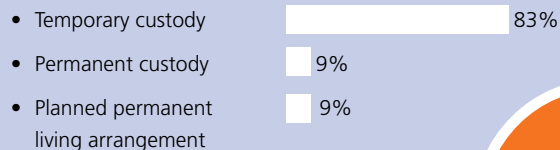


TYPES OF REPORTS


Physical abuse	64	25%
Neglect	73	28%
Sexual Abuse	39	15%
Emotional Maltreatment	5	2%
Multiple Allegations of Abuse/Neglect	21	8%
Family in Need of Services/Dependency/Other	56	22%
Total	258	100%

CHILDREN IN CUSTODY ON 7/1/2016

What type of custody?



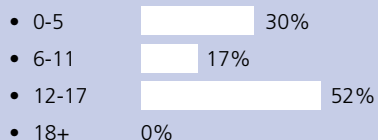
What Race?



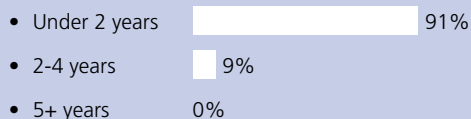
23

Children in Custody

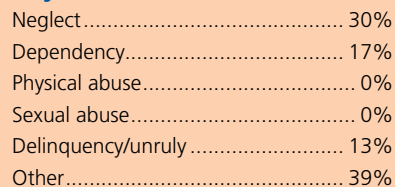
How old?



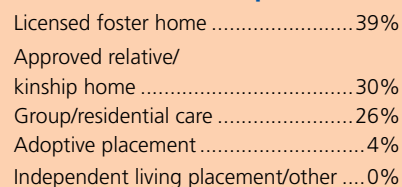
How long in custody?



Why removed from home?



Where are children placed?

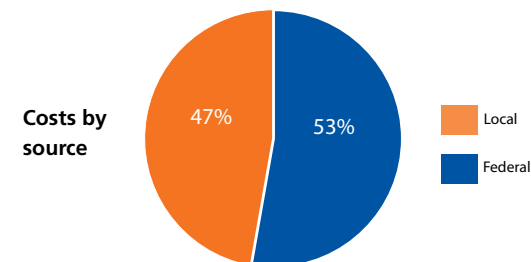


CONTACT INFORMATION

Mercer County Dept. of Job & Family Services
419-586-5106
<http://www.mercercountyohio.org/jfs/>

PLACEMENT COSTS

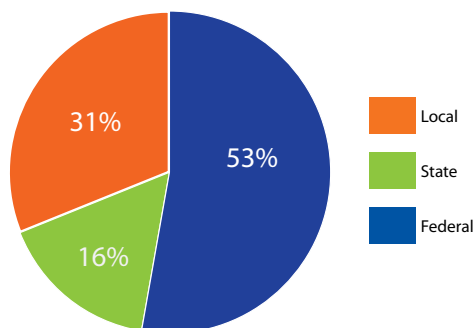
Total \$831,023



Costs by placement type

Licensed foster home	\$171,845
Group/residential care	\$659,178
Independent living placement/other	\$0

2016 PUBLIC CHILDREN SERVICES SPENDING



Total	\$1,774,567
Federal	\$948,912
State	\$283,607
Local	\$542,048

Of Ohio's 88 counties, Mercer County did not maintain a children services levy in 2016.

ADOPTION ASSISTANCE AND SUBSIDIES

Total \$139,556

