

Marion



Population

65,355

- **Race:** White 90% • African American 6%
Multiracial 2% • Other 2%
- **Ethnicity:** Hispanic 2%

Child Population

13,794

Placement Rate

- Number of children in custody per 1,000 **8.1**

Per Capita Income

\$33,474

Poverty Rate

- All ages **19%**
- Children **27%**



Ohio Works First Child Only

- Children receiving child only benefit **691**
- Caregivers receive \$282/month for the first child and an increase for each additional sibling

Grandparents Raising Grandchildren

942

FAMILIES AND CHILDREN SERVED

	2013	2016
 Families receiving in-home services	45	48
 Children placed out of home	82	113

JUVENILE COURT

	2013	2016
Court timeliness		
Cases pending beyond Supreme Court timeframes	20%	42%

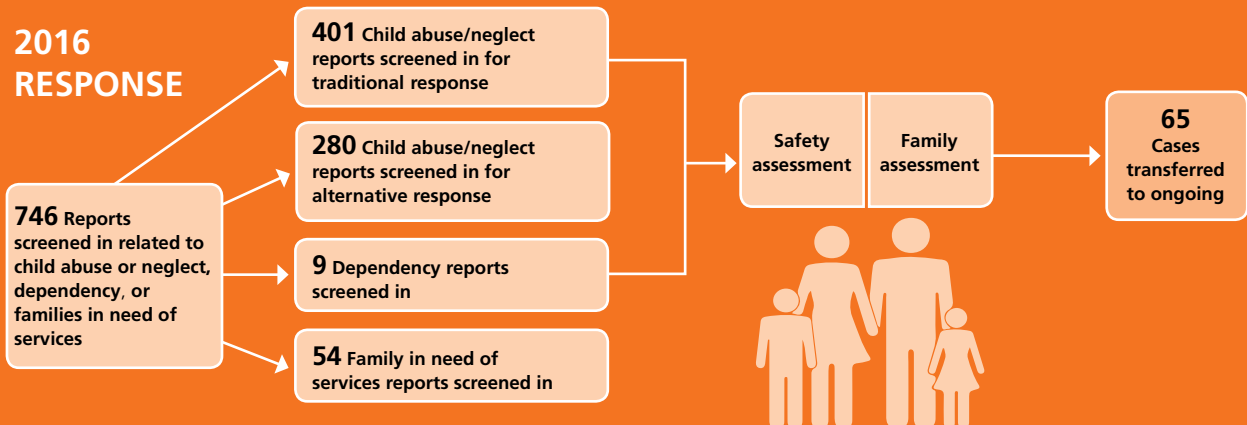
PERMANENCY

	2013	2016
Children who gained permanency through		
Reunification	12	33
Guardianship	2	8
Custody to relative	15	10
Adoption	11	7
Children waiting to be adopted	5	7
Children supported by Kinship Permanency Incentive Program	44	68

EMANCIPATED YOUTH

	2013	2016
Youth aged out of care	3	3
Median # of days in custody before emancipation	674	700
Students received Chaffee ETV post-secondary education grants	0	0
Emancipated youth enrolled in Medicaid	N/A	12

2016 RESPONSE

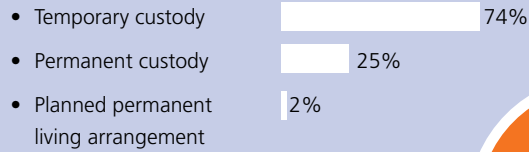


TYPES OF REPORTS

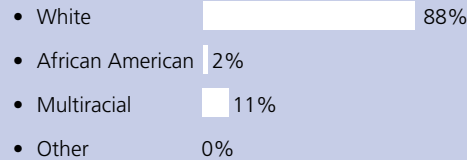
Physical abuse	151	20%
Neglect	295	40%
Sexual Abuse	92	12%
Emotional Maltreatment	3	0%
Multiple Allegations of Abuse/Neglect	126	17%
Family in Need of Services/Dependency/Other	79	11%
Total	746	100%

CHILDREN IN CUSTODY ON 7/1/2016

What type of custody?



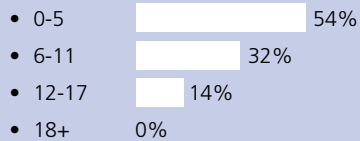
What Race?



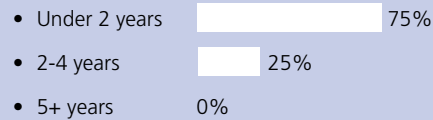
57

Children in Custody

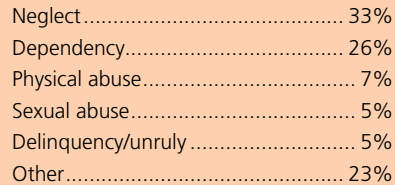
How old?



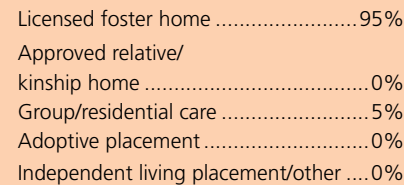
How long in custody?



Why removed from home?



Where are children placed?

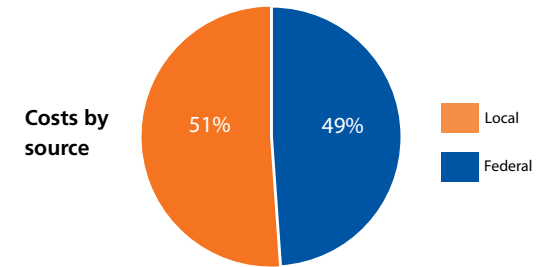


CONTACT INFORMATION

Marion County Children Services
740-389-2317
<http://www.marionkids.com>

PLACEMENT COSTS

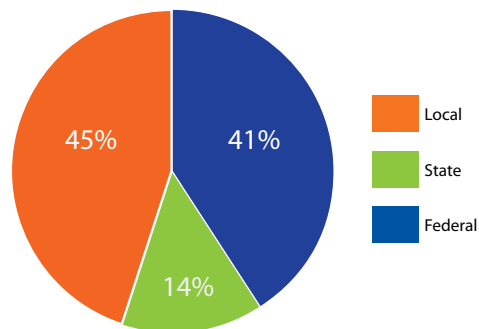
Total \$1,159,820



Costs by placement type

Licensed foster home	\$841,073
Group/residential care	\$318,567
Independent living placement/other	\$180

2016 PUBLIC CHILDREN SERVICES SPENDING



Total	\$3,964,074
Federal	\$1,622,503
State	\$561,224
Local	\$1,780,347
One-time Efficiency & Innovation Grant \$118,931	

Of Ohio's 88 counties, Marion County did maintain one or more children services levy in 2016.

ADOPTION ASSISTANCE AND SUBSIDIES

Total \$642,894

