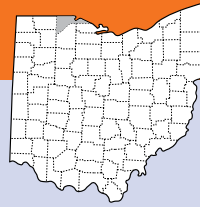


Lucas



Population

433,689

- **Race:** White 73% • African American 19%
Multiracial 4% • Other 4%
- **Ethnicity:** Hispanic 6%

Child Population

100,612

Placement Rate

- Number of children in custody per 1,000 **10.5**

Per Capita Income

\$40,702

Poverty Rate

- All ages **21%**
- Children **30%**

Ohio Works First Child Only

- Children receiving child only benefit **5,309**
- Caregivers receive \$282/month for the first child and an increase for each additional sibling

Grandparents Raising Grandchildren

3,728

FAMILIES AND CHILDREN SERVED

	2013	2016
Families receiving in-home services	246	207
Children placed out of home	956	1,052

JUVENILE COURT

	2013	2016
Court timeliness Cases pending beyond Supreme Court timeframes	6%	5%
Court custody Children in custody of IV-E Juvenile Court	16	11

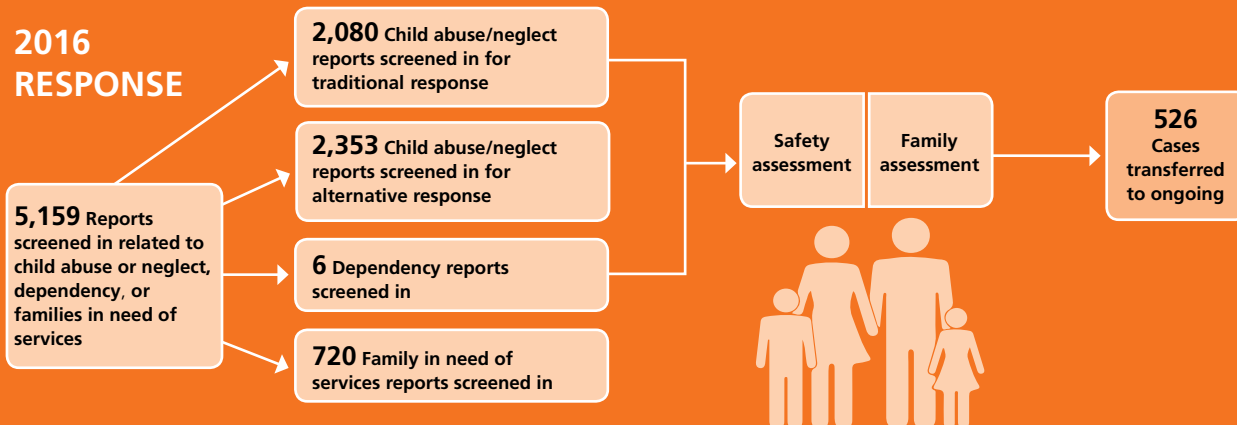
PERMANENCY

	2013	2016
Children who gained permanency through		
Reunification	165	175
Guardianship	17	43
Custody to relative	123	155
Adoption	121	93
Children waiting to be adopted	103	84
Children supported by Kinship Permanency Incentive Program	462	584

EMANCIPATED YOUTH

	2013	2016
Youth aged out of care	32	28
Median # of days in custody before emancipation	941	1,107
Students received Chaffee ETV post-secondary education grants	9	8
Emancipated youth enrolled in Medicaid	N/A	174

2016 RESPONSE



TYPES OF REPORTS

Physical abuse	2,178	42%
Neglect	1,401	27%
Sexual Abuse	492	10%
Emotional Maltreatment	48	1%
Multiple Allegations of Abuse/Neglect	314	6%
Family in Need of Services/Dependency/Other	726	14%
Total	5,159	100%

CHILDREN IN CUSTODY ON 7/1/2016

What type of custody?

- Temporary custody 76%
- Permanent custody 18%
- Planned permanent living arrangement 6%

What Race?

- White 39%
- African American 44%
- Multiracial 12%
- Other 0%

602

Children in Custody

How old?

- 0-5 44%
- 6-11 24%
- 12-17 24%
- 18+ 2%

How long in custody?

- Under 2 years 91%
- 2-4 years 7%
- 5+ years 2%

Why removed from home?



- Neglect..... 39%
- Dependency..... 10%
- Physical abuse..... 14%
- Sexual abuse..... 3%
- Delinquency/unruly..... 1%
- Other..... 31%

Where are children placed?



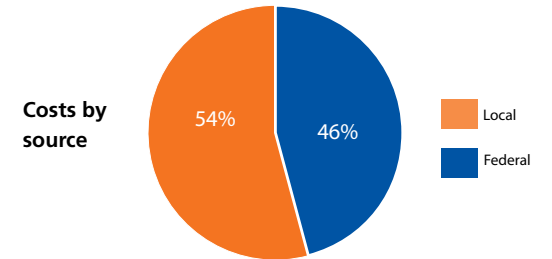
- Licensed foster home 61%
- Approved relative/kinship home 23%
- Group/residential care 6%
- Adoptive placement 4%
- Independent living placement/other 2%

CONTACT INFORMATION

Lucas County Children Services
419-213-3200
<http://www.lucaskids.net>

PLACEMENT COSTS

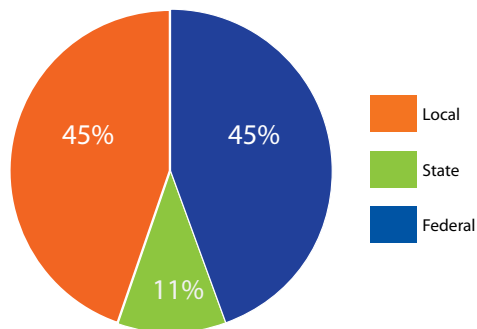
Total \$9,320,584



Costs by placement type

Licensed foster home	\$6,660,654
Group/residential care	\$2,658,720
Independent living placement/other	\$1,210

2016 PUBLIC CHILDREN SERVICES SPENDING



Total	\$43,227,767
Federal	\$19,361,023
State	\$4,575,342
One-time Efficiency & Innovation Grant	\$52,289
Local	\$19,291,403

Of Ohio's 88 counties, Lucas County did maintain one or more children services levies in 2016.

ADOPTION ASSISTANCE AND SUBSIDIES

Total \$13,941,901

