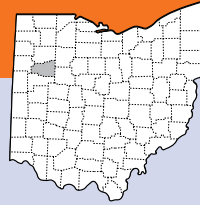


Logan



Population **45,386**

• **Race:** White 95% • African American 2%
Multiracial 2% • Other 1%

• **Ethnicity:** Hispanic 1%

Child Population **10,809**

Placement Rate **6.1**

• Number of children in custody per 1,000

Per Capita Income **\$38,860**

Poverty Rate

• All ages **17%**
• Children **28%**

Ohio Works First Child Only **324**

• Children receiving child only benefit
• Caregivers receive \$282/month for the first child and an increase for each additional sibling

Grandparents Raising Grandchildren **420**

FAMILIES AND CHILDREN SERVED

	2013	2016
Families receiving in-home services	14	28
Children placed out of home	33	66

JUVENILE COURT

	2013	2016
Court timeliness Cases pending beyond Supreme Court timeframes	3%	19%
Court custody Children in custody of IV-E Juvenile Court	1	1

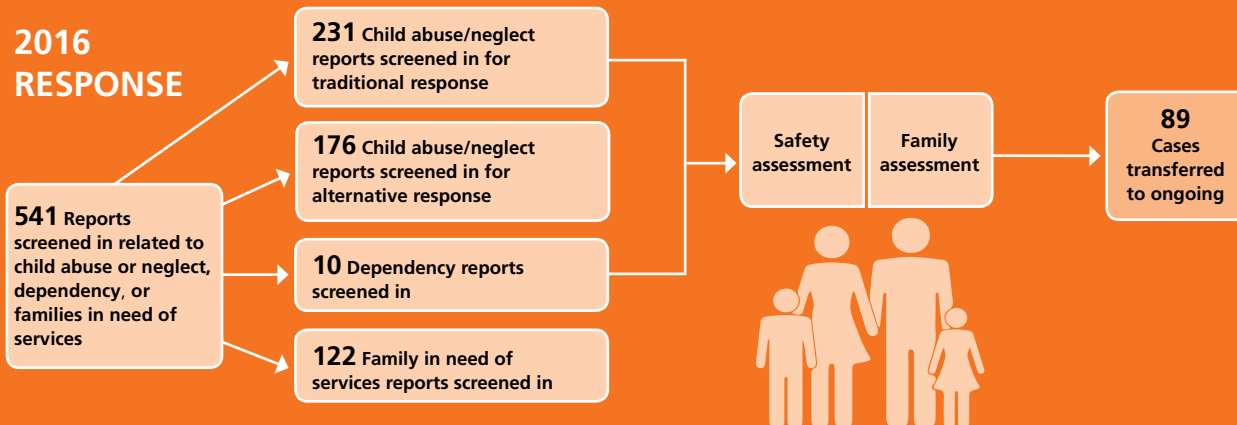
PERMANENCY

	2013	2016
Children who gained permanency through		
Reunification	5	8
Guardianship	0	0
Custody to relative	0	15
Adoption	5	9
Children waiting to be adopted	5	7
Children supported by Kinship Permanency Incentive Program	8	14

EMANCIPATED YOUTH

	2013	2016
Youth aged out of care	1	2
Median # of days in custody before emancipation	1,052	1,007
Students received Chaffee ETV post-secondary education grants	0	0
Emancipated youth enrolled in Medicaid	N/A	6

2016 RESPONSE

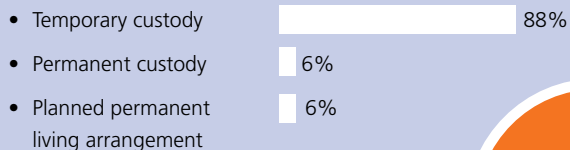


TYPES OF REPORTS

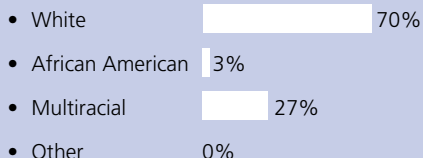
Physical abuse	146	27%
Neglect	79	15%
Sexual Abuse	45	8%
Emotional Maltreatment	3	1%
Multiple Allegations of Abuse/Neglect	125	23%
Family in Need of Services/Dependency/Other	143	26%
Total	541	100%

CHILDREN IN CUSTODY ON 7/1/2016

What type of custody?



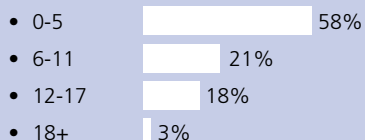
What Race?




33

Children in Custody

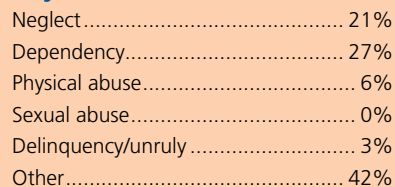
How old?



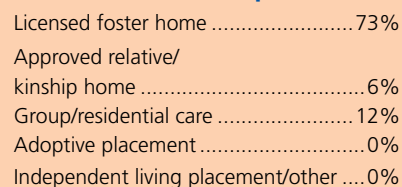
How long in custody?



Why removed from home?



Where are children placed?

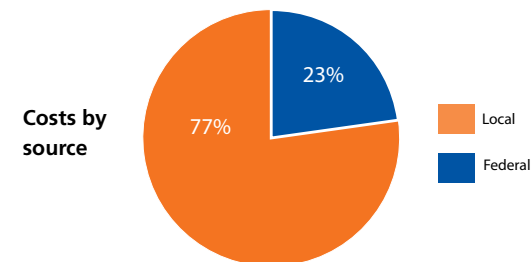


CONTACT INFORMATION

Logan County Children's Services
937-599-7290
<http://www.co.logan.oh.us/174/Childrens-Services>

PLACEMENT COSTS

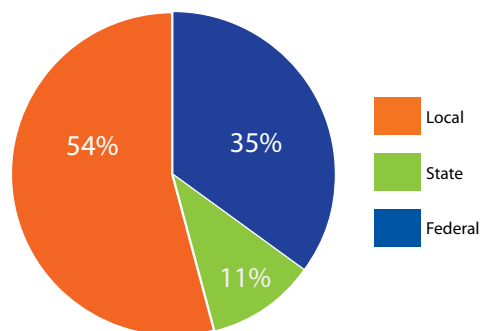
Total \$676,495



Costs by placement type

Licensed foster home	\$423,538
Group/residential care	\$252,957
Independent living placement/other	\$0

2016 PUBLIC CHILDREN SERVICES SPENDING



Total	\$3,067,615
Federal	\$1,069,580
State	\$334,082
One-time Efficiency & Innovation Grant	\$41,801
Local	\$1,663,953

Of Ohio's 88 counties, Logan County did maintain one or more children services levies in 2016.

ADOPTION ASSISTANCE AND SUBSIDIES

Total \$527,563

