

Lawrence



Population **61,109**

• **Race:** White 96% • African American 2%
Multiracial 2% • Other 1%

• **Ethnicity:** Hispanic 1%

Child Population **13,547**

Placement Rate

• Number of children in custody per 1,000 **5.8**

Per Capita Income **\$32,892**

Poverty Rate

• All ages **17%**
• Children **22%**

Ohio Works First Child Only

• Children receiving child only benefit **805**
• Caregivers receive \$282/month for the first child and an increase for each additional sibling

Grandparents Raising Grandchildren **887**

FAMILIES AND CHILDREN SERVED

	2013	2016
Families receiving in-home services	29	38
Children placed out of home	42	79

JUVENILE COURT

	2013	2016
Court timeliness		
Cases pending beyond Supreme Court timeframes	25%	19%
Court custody		
Children in custody of IV-E Juvenile Court	11	1

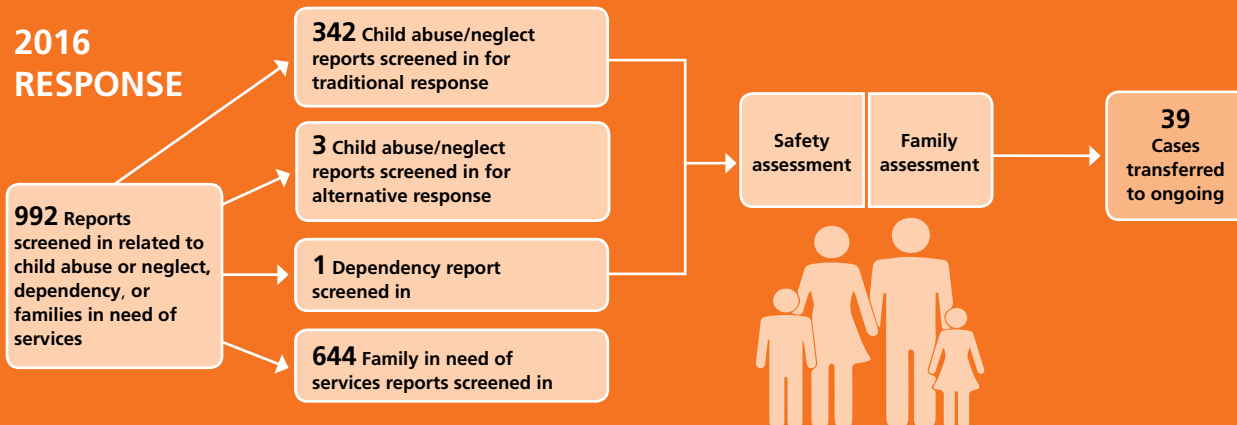
PERMANENCY

	2013	2016
Children who gained permanency through		
Reunification	13	11
Guardianship	0	0
Custody to relative	2	2
Adoption	0	3
Children waiting to be adopted	4	6
Children supported by Kinship Permanency Incentive Program	30	36

EMANCIPATED YOUTH

	2013	2016
Youth aged out of care	7	2
Median # of days in custody before emancipation	923	1,381
Students received Chaffee ETV post-secondary education grants	1	1
Emancipated youth enrolled in Medicaid	N/A	16

2016 RESPONSE

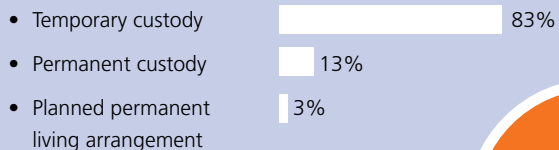


TYPES OF REPORTS


Physical abuse	123	12%
Neglect	114	11%
Sexual Abuse	58	6%
Emotional Maltreatment	0	0%
Multiple Allegations of Abuse/Neglect	50	5%
Family in Need of Services/Dependency/Other	647	65%
Total	992	100%

CHILDREN IN CUSTODY ON 7/1/2016

What type of custody?



What Race?



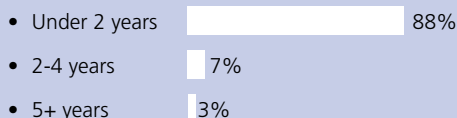
60

Children in Custody

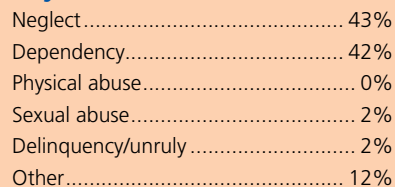
How old?



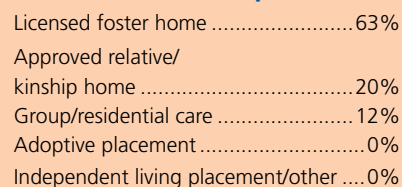
How long in custody?



Why removed from home?



Where are children placed?

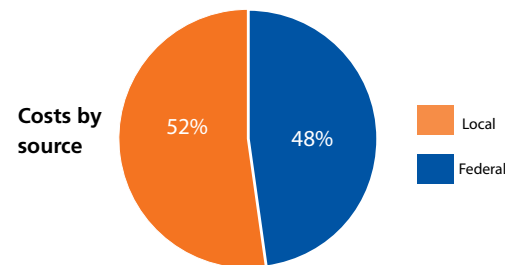


CONTACT INFORMATION

Lawrence County Job & Family Services
740-532-3324
<http://www.lawrencecountydjfs.com/>

PLACEMENT COSTS

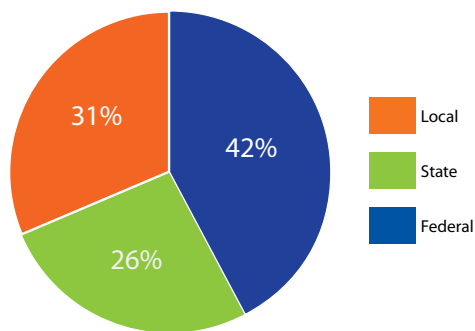
Total \$1,128,553



Costs by placement type

Licensed foster home	\$636,840
Group/residential care	\$491,713
Independent living placement/other	\$0

2016 PUBLIC CHILDREN SERVICES SPENDING



Total	\$1,863,093
Federal	\$787,319
State	\$489,732
Local	\$586,041

Of Ohio's 88 counties, Lawrence County did not maintain a children services levy in 2016.

ADOPTION ASSISTANCE AND SUBSIDIES

Total \$178,494

