

# Jackson



**Population** **32,596**

• **Race:** White 97% • African American 1%  
Multiracial 2% • Other 0%

• **Ethnicity:** Hispanic 1%

**Child Population** **7,848**

**Placement Rate**  
• Number of children in custody per 1,000 **9.6**

**Per Capita Income** **\$32,701**



**Poverty Rate**  
• All ages **24%**  
• Children **36%**

**Ohio Works First Child Only** **453**

• Children receiving child only benefit  
• Caregivers receive \$282/month for the first child and an increase for each additional sibling

**Grandparents Raising Grandchildren** **470**

## FAMILIES AND CHILDREN SERVED

	2013	2016
 Families receiving in-home services	10	12
 Children placed out of home	48	75

## PERMANENCY

	2013	2016
Children who gained permanency through		
Reunification	11	20
Guardianship	1	2
Custody to relative	6	3
Adoption	3	5
Children waiting to be adopted	1	6
Children supported by Kinship Permanency Incentive Program	25	34

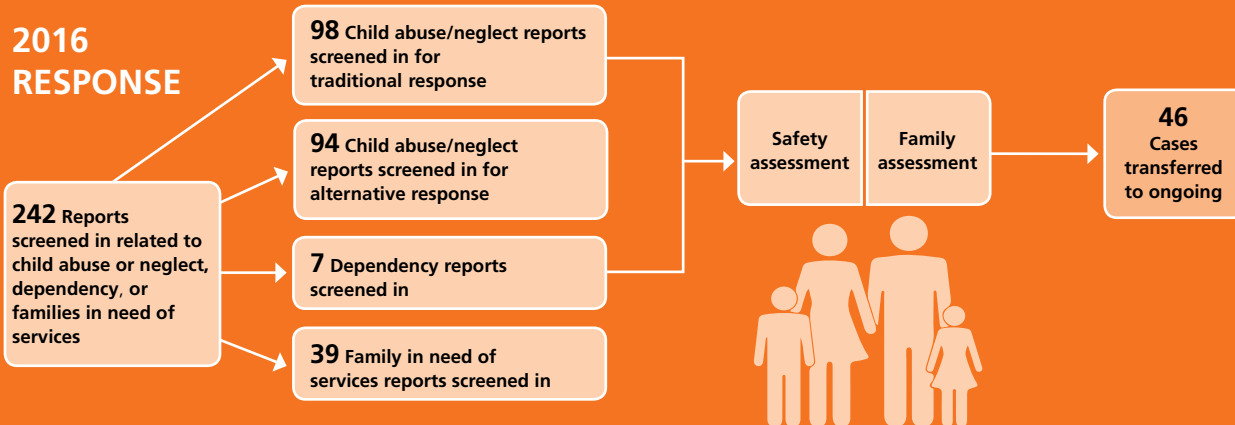
## EMANCIPATED YOUTH

	2013	2016
Youth aged out of care	0	2
Median # of days in custody before emancipation	N/A	836
Students received Chaffee ETV post-secondary education grants	1	0
Emancipated youth enrolled in Medicaid	N/A	18

## JUVENILE COURT

	2013	2016
<b>Court timeliness</b>		
Cases pending beyond Supreme Court timeframes	38%	37%

## 2016 RESPONSE

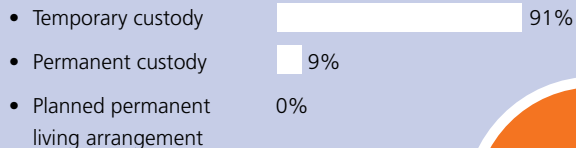


## TYPES OF REPORTS

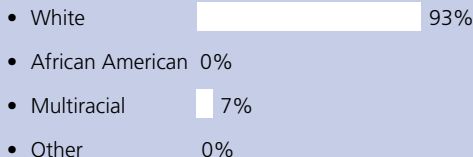
Physical abuse	69	29%
Neglect	58	24%
Sexual Abuse	38	16%
Emotional Maltreatment	0	0%
Multiple Allegations of Abuse/Neglect	27	11%
Family in Need of Services/Dependency/Other	50	21%
<b>Total</b>	<b>242</b>	<b>100%</b>

### CHILDREN IN CUSTODY ON 7/1/2016


#### What type of custody?



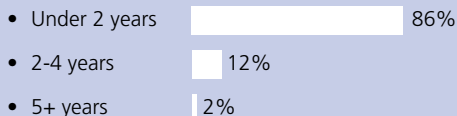
#### What Race?



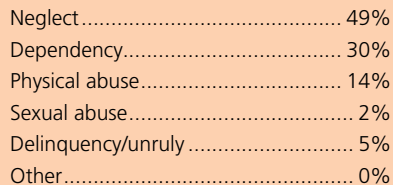
#### How old?



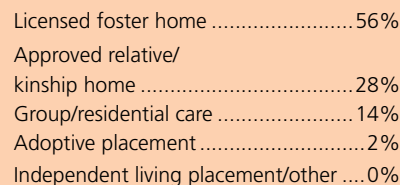
#### How long in custody?



#### Why removed from home?



#### Where are children placed?

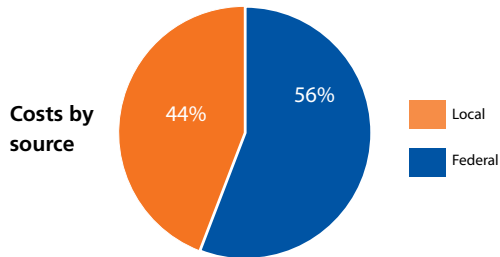


### CONTACT INFORMATION

Jackson County Dept. of Job & Family Services  
**740-286-4181**  
<http://www.jacksoncountyjfs.com/>

### PLACEMENT COSTS

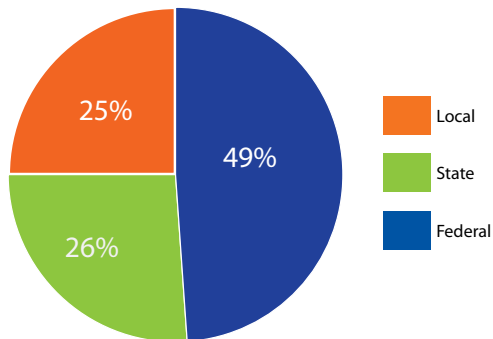
Total \$761,339



#### Costs by placement type

Licensed foster home	\$453,173
Group/residential care	\$308,167
Independent living placement/other	\$0

### 2016 PUBLIC CHILDREN SERVICES SPENDING



<b>Total</b>	<b>\$1,603,789</b>
<b>Federal</b>	<b>\$789,622</b>
<b>State</b>	<b>\$419,521</b>
One-time Efficiency & Innovation Grant	\$188,729
<b>Local</b>	<b>\$394,646</b>

Of Ohio's 88 counties, Jackson County did not maintain a children services levy in 2016.

### ADOPTION ASSISTANCE AND SUBSIDIES

Total \$84,140

