

# Huron



## Population

58,469

- **Race:** White 94% • African American 1%  
Multiracial 2% • Other 3%
- **Ethnicity:** Hispanic 6%

## Child Population

14,321

## Placement Rate

- Number of children in custody per 1,000 **2.7**

## Per Capita Income

\$35,698

## Poverty Rate

- All ages **14%**
- Children **20%**



## Ohio Works First Child Only

- Children receiving child only benefit **553**
- Caregivers receive \$282/month for the first child and an increase for each additional sibling

## Grandparents Raising Grandchildren

542

## FAMILIES AND CHILDREN SERVED

	2013	2016
 Families receiving in-home services	21	16
 Children placed out of home	36	39

## JUVENILE COURT

	2013	2016
<b>Court timeliness</b>		
Cases pending beyond Supreme Court timeframes	0%	0%

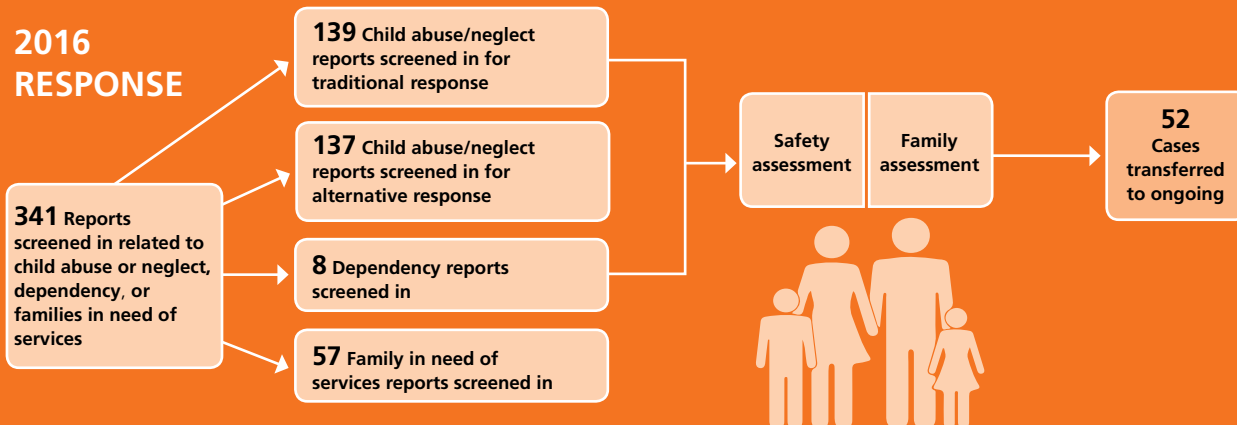
## PERMANENCY

	2013	2016
Children who gained permanency through		
Reunification	8	1
Guardianship	0	0
Custody to relative	7	3
Adoption	2	1
Children waiting to be adopted	6	2
Children supported by Kinship Permanency Incentive Program	50	54

## EMANCIPATED YOUTH

	2013	2016
Youth aged out of care	2	4
Median # of days in custody before emancipation	454	556
Students received Chaffee ETV post-secondary education grants	2	0
Emancipated youth enrolled in Medicaid	N/A	18

## 2016 RESPONSE



## TYPES OF REPORTS

Physical abuse	127	37%
Neglect	79	23%
Sexual Abuse	36	11%
Emotional Maltreatment	0	0%
Multiple Allegations of Abuse/Neglect	23	7%
Family in Need of Services/Dependency/Other	76	22%
<b>Total</b>	<b>341</b>	<b>100%</b>

## CHILDREN IN CUSTODY ON 7/1/2016

### What type of custody?

- Temporary custody 45%
- Permanent custody 42%
- Planned permanent living arrangement 13%

### What Race?

- White 97%
- African American 3%
- Multiracial 0%
- Other 0%

31

Children in Custody

### How old?

- 0-5 32%
- 6-11 16%
- 12-17 39%
- 18+ 13%

### How long in custody?

- Under 2 years 68%
- 2-4 years 29%
- 5+ years 3%

### Why removed from home?



- Neglect..... 35%
- Dependency..... 32%
- Physical abuse..... 10%
- Sexual abuse..... 0%
- Delinquency/unruly..... 10%
- Other..... 13%

### Where are children placed?



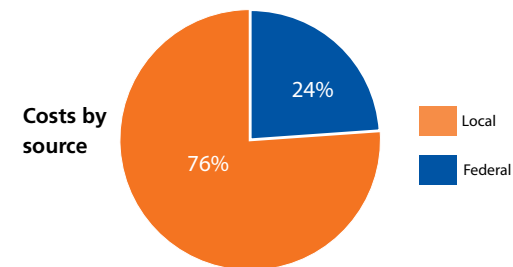
- Licensed foster home ..... 77%
- Approved relative/kinship home ..... 0%
- Group/residential care ..... 23%
- Adoptive placement ..... 0%
- Independent living placement/other ..... 0%

## CONTACT INFORMATION

Huron County DJFS  
**419-668-8126**  
<http://www.huroncountydjfs.org>

## PLACEMENT COSTS

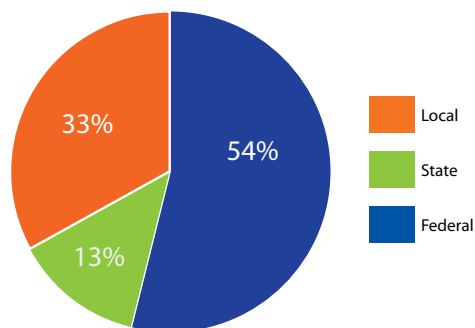
Total \$811,388



### Costs by placement type

Licensed foster home	\$322,575
Group/residential care	\$488,814
Independent living placement/other	\$0

## 2016 PUBLIC CHILDREN SERVICES SPENDING



<b>Total</b>	<b>\$2,552,723</b>
<b>Federal</b>	<b>\$1,385,717</b>
<b>State</b>	<b>\$334,499</b>
<b>Local</b>	<b>\$832,506</b>

Of Ohio's 88 counties, Huron County did not maintain a children services levy in 2016.

## ADOPTION ASSISTANCE AND SUBSIDIES

Total \$206,674

