

Holmes



Population

43,909

- **Race:** White 99% • African American 1%
Multiracial 1% • Other 1%
- **Ethnicity:** Hispanic 1%

Child Population

14,367

Placement Rate

- Number of children in custody per 1,000 **1.9**

Per Capita Income

\$32,778

Poverty Rate

- All ages **14%**
- Children **21%**

Ohio Works First Child Only

- Children receiving child only benefit **54**
- Caregivers receive \$282/month for the first child and an increase for each additional sibling

Grandparents Raising Grandchildren

295

FAMILIES AND CHILDREN SERVED

	2013	2016
Families receiving in-home services	11	23
Children placed out of home	51	28

JUVENILE COURT

	2013	2016
Court timeliness Cases pending beyond Supreme Court timeframes	13%	18%
Court custody Children in custody of IV-E Juvenile Court	4	3

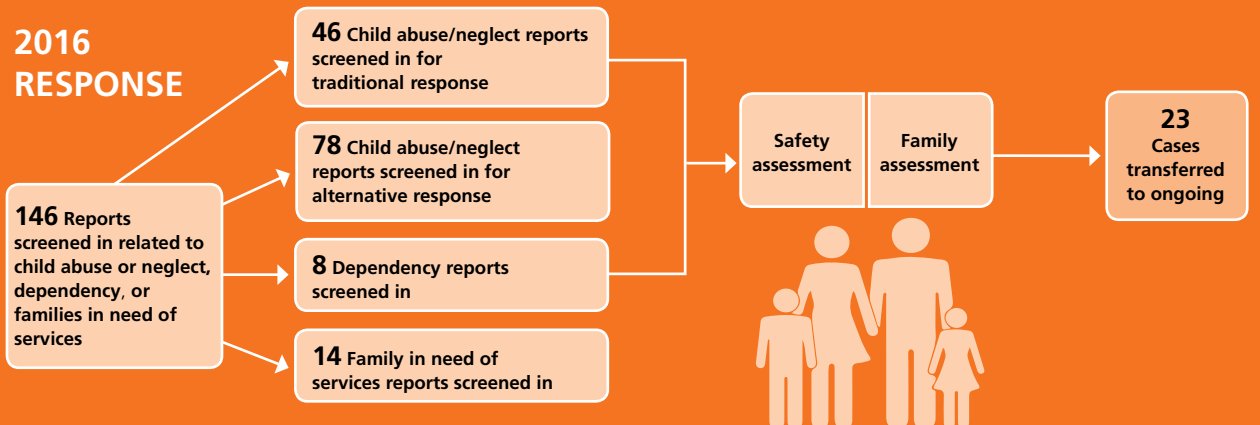
PERMANENCY

	2013	2016
Children who gained permanency through		
Reunification	11	1
Guardianship	2	3
Custody to relative	6	7
Adoption	1	2
Children waiting to be adopted	2	0
Children supported by Kinship Permanency Incentive Program	0	6

EMANCIPATED YOUTH

	2013	2016
Youth aged out of care	1	0
Median # of days in custody before emancipation	440	N/A
Students received Chaffee ETV post-secondary education grants	0	0
Emancipated youth enrolled in Medicaid	N/A	4

2016 RESPONSE



TYPES OF REPORTS

Physical abuse	49	34%
Neglect	34	23%
Sexual Abuse	22	15%
Emotional Maltreatment	1	1%
Multiple Allegations of Abuse/Neglect	15	10%
Family in Need of Services/Dependency/Other	25	17%
Total	146	100%

CHILDREN IN CUSTODY ON 7/1/2016

What type of custody?

- Temporary custody 93%
- Permanent custody 0%
- Planned permanent living arrangement 7%

What Race?

- White 80%
- African American 0%
- Multiracial 20%
- Other 0%



How old?

- 0-5 67%
- 6-11 27%
- 12-17 0%
- 18+ 7%

How long in custody?

- Under 2 years 80%
- 2-4 years 20%
- 5+ years 0%

Why removed from home?



- Neglect..... 80%
- Dependency..... 7%
- Physical abuse..... 0%
- Sexual abuse..... 13%
- Delinquency/unruly..... 0%
- Other..... 0%

Where are children placed?



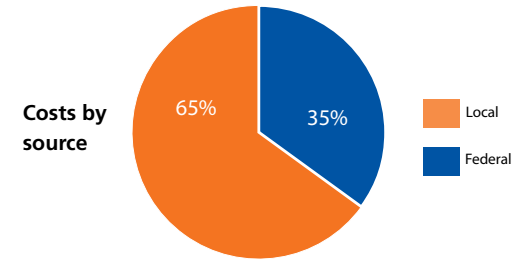
- Licensed foster home 67%
- Approved relative/kinship home 13%
- Group/residential care 20%
- Adoptive placement 0%
- Independent living placement/other 0%

CONTACT INFORMATION

Holmes County Job & Family Services
330-674-1111
<http://www.holmescountydjfs.com/index.html>

PLACEMENT COSTS

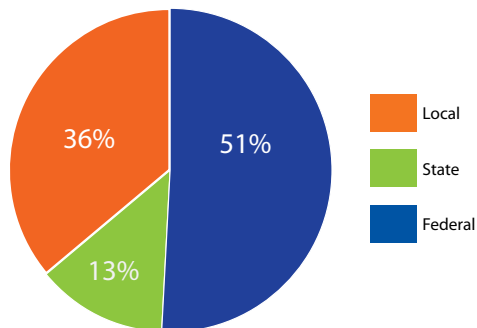
Total \$312,608



Costs by placement type

Licensed foster home	\$119,043
Group/residential care	\$193,465
Independent living placement/other	\$100

2016 PUBLIC CHILDREN SERVICES SPENDING



Total	\$2,036,432
Federal	\$1,035,936
State	\$268,224
Local	\$732,272

Of Ohio's 88 counties, Holmes County did not maintain a children services levy in 2016.

ADOPTION ASSISTANCE AND SUBSIDIES

Total \$51,033

