

Highland



Population **43,026**

• **Race:** White 96% • African American 1%
Multiracial 2% • Other 0%

• **Ethnicity:** Hispanic 1%

Child Population **10,447**

Placement Rate

• Number of children in custody per 1,000 **22.1**

Per Capita Income **\$29,955**

Poverty Rate

• All ages **20%**
• Children **29%**

Ohio Works First Child Only **435**

• Children receiving child only benefit
• Caregivers receive \$282/month for the first child and an increase for each additional sibling

Grandparents Raising Grandchildren **586**

FAMILIES AND CHILDREN SERVED

	2013	2016
--	------	------



Families receiving in-home services **16** **31**



Children placed out of home **125** **231**

JUVENILE COURT

	2013	2016
--	------	------

Court timeliness
Cases pending beyond Supreme Court timeframes **14%** **18%**

PERMANENCY

	2013	2016
--	------	------

Children who gained permanency through

Reunification	19	60
Guardianship	0	3
Custody to relative	20	51
Adoption	4	13

Children waiting to be adopted **1** **22**

Children supported by Kinship Permanency Incentive Program **19** **40**

EMANCIPATED YOUTH

	2013	2016
--	------	------

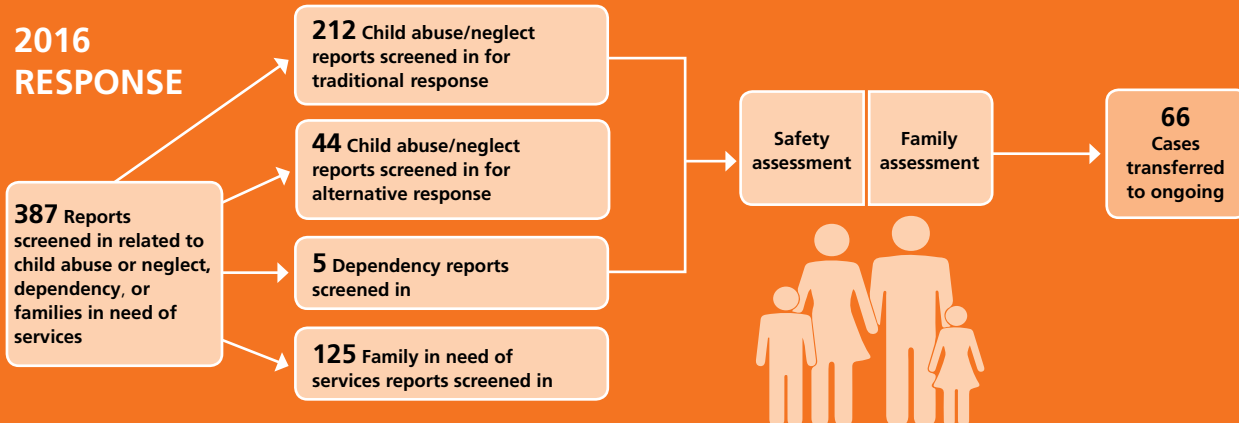
Youth aged out of care **4** **7**

Median # of days in custody before emancipation **263** **590**

Students received Chaffee ETV post-secondary education grants **0** **0**

Emancipated youth enrolled in Medicaid **N/A** **16**

2016 RESPONSE

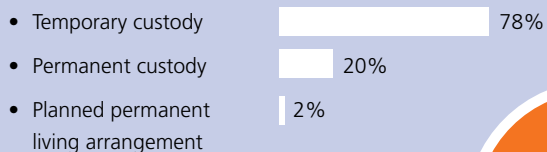


TYPES OF REPORTS

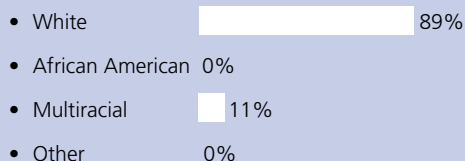
Physical abuse	34	9%
Neglect	33	9%
Sexual Abuse	37	10%
Emotional Maltreatment	8	2%
Multiple Allegations of Abuse/Neglect	145	37%
Family in Need of Services/Dependency/Other	130	34%
Total	387	100%

CHILDREN IN CUSTODY ON 7/1/2016

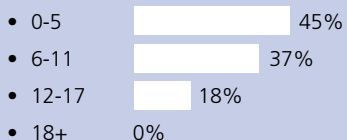
What type of custody?



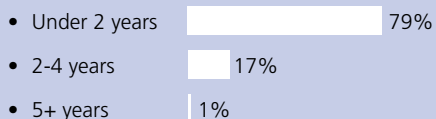
What Race?



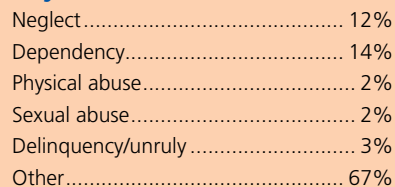
How old?



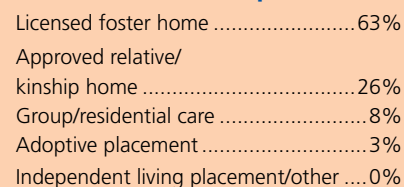
How long in custody?



Why removed from home?



Where are children placed?

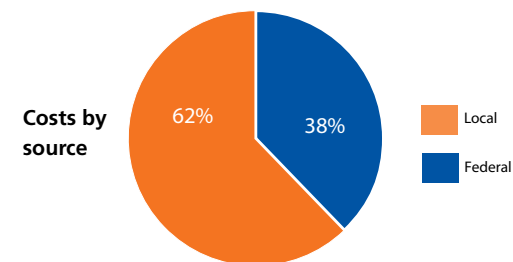


CONTACT INFORMATION

Highland County Dept. of Job & Family Services
937-393-4278
<http://co.highland.oh.us/job-family-services/>

PLACEMENT COSTS

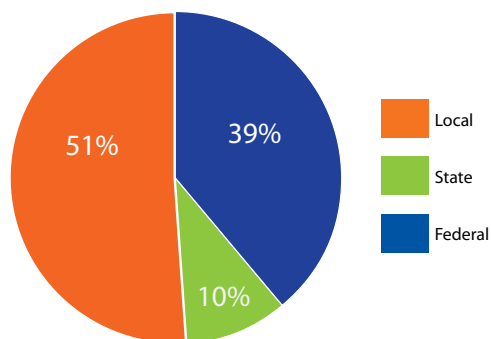
Total \$2,308,363



Costs by placement type

Licensed foster home	\$1,545,293
Group/residential care	\$763,070
Independent living placement/other	\$0

2016 PUBLIC CHILDREN SERVICES SPENDING



Total	\$5,103,886
Federal	\$1,988,546
State	\$519,375
One-time Efficiency & Innovation Grant	\$130,548
Local	\$2,595,966

Of Ohio's 88 counties, Highland County did maintain one or more children services levies in 2016.

ADOPTION ASSISTANCE AND SUBSIDIES

Total \$303,252

