

Henry



Population **27,816**

• **Race:** White 95% • African American 0%
Multiracial 2% • Other 3%

• **Ethnicity:** Hispanic 7%

Child Population **6,544**

Placement Rate **6.7**

• Number of children in custody per 1,000

Per Capita Income **\$37,953**

Poverty Rate

- All ages **13%**
- Children **17%**

Ohio Works First Child Only **85**

- Children receiving child only benefit
- Caregivers receive \$282/month for the first child and an increase for each additional sibling

Grandparents Raising Grandchildren **244**

FAMILIES AND CHILDREN SERVED

	2013	2016
Families receiving in-home services	11	6
Children placed out of home	46	44

JUVENILE COURT

	2013	2016
Court timeliness		
Cases pending beyond Supreme Court timeframes	11%	37%

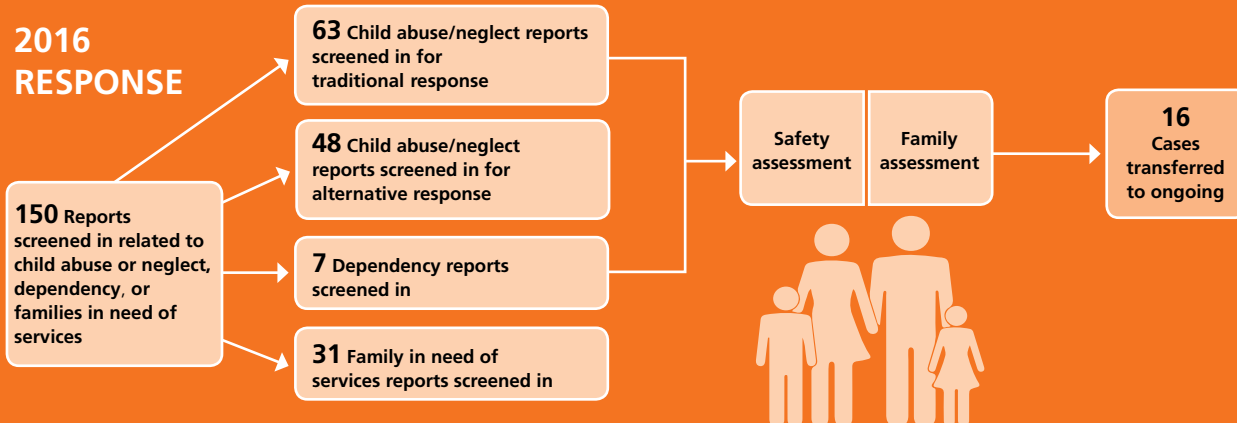
PERMANENCY

	2013	2016
Children who gained permanency through		
Reunification	13	8
Guardianship	0	2
Custody to relative	1	4
Adoption	0	3
Children waiting to be adopted	2	1
Children supported by Kinship Permanency Incentive Program	8	10

EMANCIPATED YOUTH

	2013	2016
Youth aged out of care	2	3
Median # of days in custody before emancipation	1,640	725
Students received Chaffee ETV post-secondary education grants	0	0
Emancipated youth enrolled in Medicaid	N/A	7

2016 RESPONSE

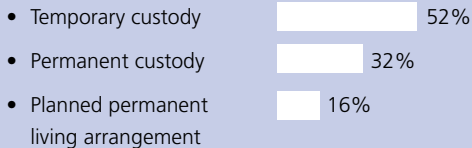


TYPES OF REPORTS

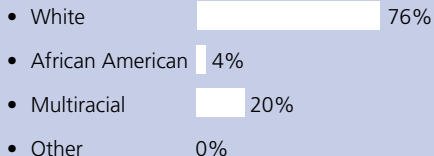
Physical abuse	29	19%
Neglect	37	25%
Sexual Abuse	29	19%
Emotional Maltreatment	2	1%
Multiple Allegations of Abuse/Neglect	13	9%
Family in Need of Services/Dependency/Other	40	27%
Total	150	100%

CHILDREN IN CUSTODY ON 7/1/2016

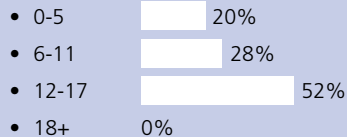
What type of custody?



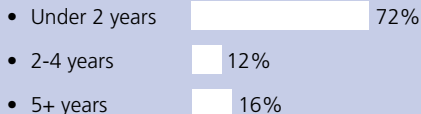
What Race?



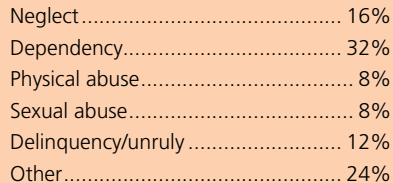
How old?



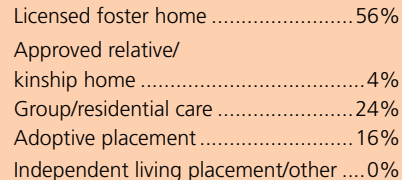
How long in custody?



Why removed from home?



Where are children placed?

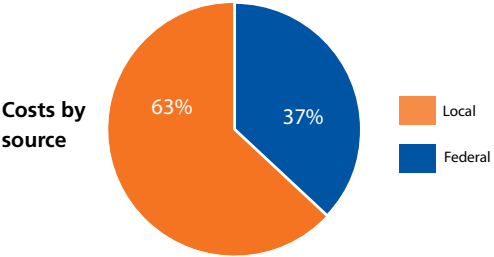


CONTACT INFORMATION

Henry County Dept. of Job & Family Services
419-592-0946
<http://www.henrycountyohio.com/familyservices.htm>

PLACEMENT COSTS

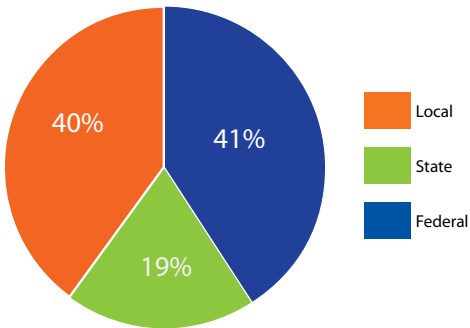
Total \$918,911



Costs by placement type

Licensed foster home	\$410,325
Group/residential care	\$508,278
Independent living placement/other	\$308

2016 PUBLIC CHILDREN SERVICES SPENDING



Total	\$1,569,043
Federal	\$641,899
State	\$292,375
One-time Efficiency & Innovation Grant	\$130,062
Local	\$634,769

Of Ohio's 88 counties, Henry County did not maintain a children services levy in 2016.

ADOPTION ASSISTANCE AND SUBSIDIES

Total \$62,626

