

Hancock



Population

75,573

- **Race:** White 94% • African American 1%
Multiracial 2% • Other 3%
- **Ethnicity:** Hispanic 5%

Child Population

17,083

Placement Rate

- Number of children in custody per 1,000 **3.9**

Per Capita Income

\$43,624

Poverty Rate

- All ages **15%**
- Children **22%**



Ohio Works First Child Only

- Children receiving child only benefit **293**
- Caregivers receive \$282/month for the first child and an increase for each additional sibling

Grandparents Raising Grandchildren

394

FAMILIES AND CHILDREN SERVED

	2013	2016
 Families receiving in-home services	5	45
 Children placed out of home	77	67

JUVENILE COURT

	2013	2016
Court timeliness		
Cases pending beyond Supreme Court timeframes	8%	1%

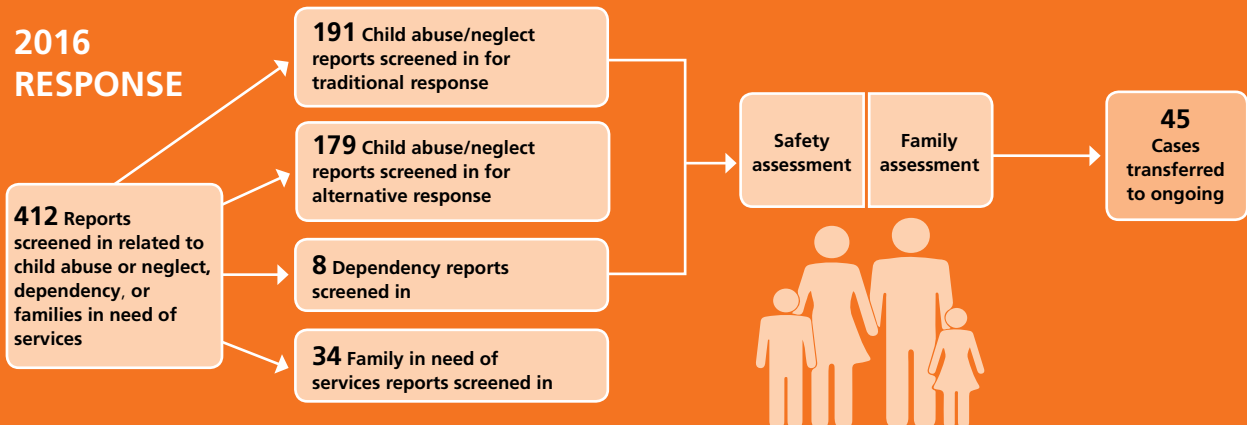
PERMANENCY

	2013	2016
Children who gained permanency through		
Reunification	11	8
Guardianship	0	0
Custody to relative	3	9
Adoption	7	6
Children waiting to be adopted	12	7
Children supported by Kinship Permanency Incentive Program	11	24

EMANCIPATED YOUTH

	2013	2016
Youth aged out of care	4	3
Median # of days in custody before emancipation	1,313	396
Students received Chaffee ETV post-secondary education grants	1	0
Emancipated youth enrolled in Medicaid	N/A	13

2016 RESPONSE




TYPES OF REPORTS

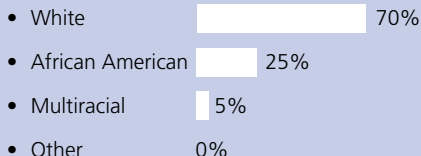
Physical abuse	55	13%
Neglect	197	48%
Sexual Abuse	52	13%
Emotional Maltreatment	3	1%
Multiple Allegations of Abuse/Neglect	58	14%
Family in Need of Services/Dependency/Other	47	11%
Total	412	100%

CHILDREN IN CUSTODY ON 7/1/2016


What type of custody?



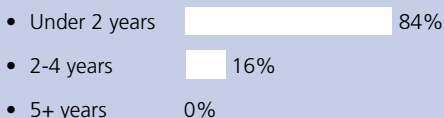
What Race?



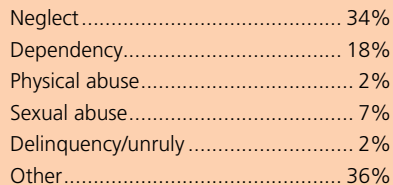
How old?



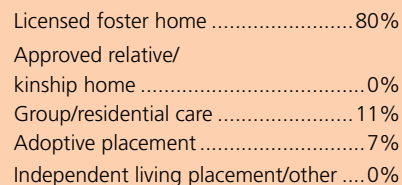
How long in custody?



Why removed from home?



Where are children placed?

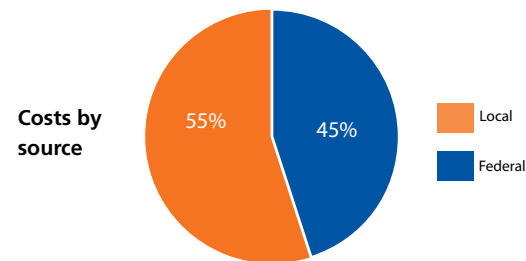


CONTACT INFORMATION

Hancock County Job & Family Services
419-422-0182
<http://www.hancockjfs.org>

PLACEMENT COSTS

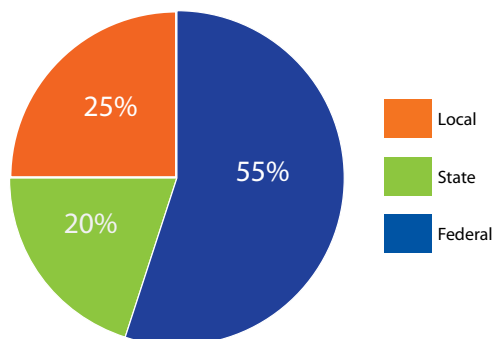
Total \$1,178,140



Costs by placement type

Licensed foster home	\$915,077
Group/residential care	\$263,063
Independent living placement/other	\$0

2016 PUBLIC CHILDREN SERVICES SPENDING



Total	\$3,179,110
Federal	\$1,759,940
State	\$624,338
One-time Efficiency & Innovation Grant	\$141,000
Local	\$794,832

Of Ohio's 88 counties, Hancock County did not maintain a children services levy in 2016.

ADOPTION ASSISTANCE AND SUBSIDIES

Total \$599,776

