

Gallia



Population **30,142**

- **Race:** White 95% • African American 3%
Multiracial 2% • Other 1%

- **Ethnicity:** Hispanic 1%

Child Population **6,963**

Placement Rate

- Number of children in custody per 1,000 **3.0**

Per Capita Income **\$34,163**

Poverty Rate

- All ages **20%**
- Children **27%**

Ohio Works First Child Only

- Children receiving child only benefit **420**
- Caregivers receive \$282/month for the first child and an increase for each additional sibling

Grandparents Raising Grandchildren **435**

FAMILIES AND CHILDREN SERVED

	2013	2016
Families receiving in-home services	13	11
Children placed out of home	37	21

JUVENILE COURT

	2013	2016
Court timeliness		
Cases pending beyond Supreme Court timeframes	10%	20%
Court custody		
Children in custody of IV-E Juvenile Court	6	3

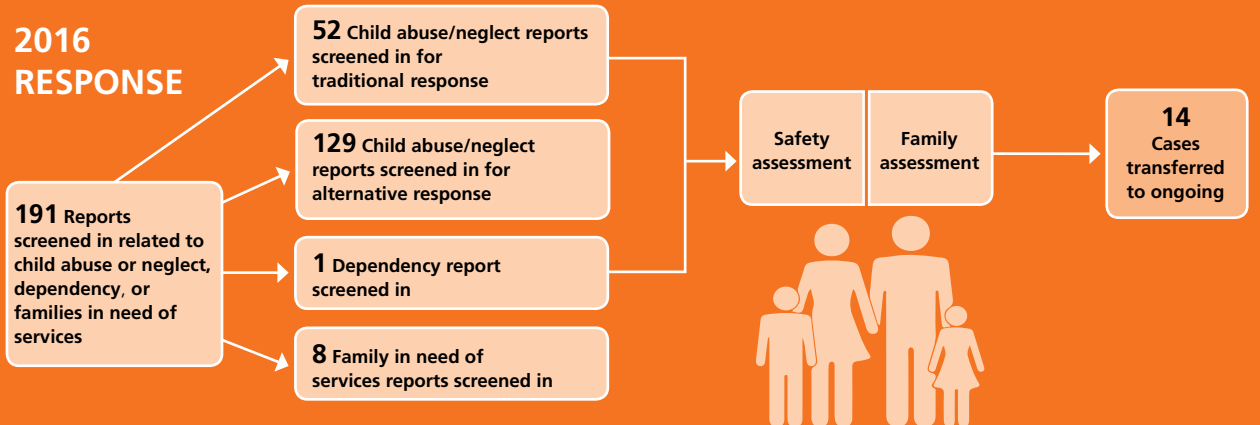
PERMANENCY

	2013	2016
Children who gained permanency through		
Reunification	18	1
Guardianship	0	1
Custody to relative	4	7
Adoption	5	3
Children waiting to be adopted	7	1
Children supported by Kinship Permanency Incentive Program	4	22

EMANCIPATED YOUTH

	2013	2016
Youth aged out of care	1	1
Median # of days in custody before emancipation	1,036	1,224
Students received Chaffee ETV post-secondary education grants	0	0
Emancipated youth enrolled in Medicaid	N/A	7

2016 RESPONSE

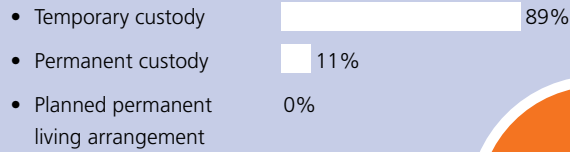


TYPES OF REPORTS

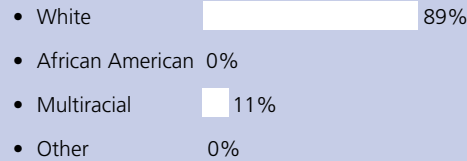
Physical abuse	42	22%
Neglect	58	30%
Sexual Abuse	32	17%
Emotional Maltreatment	3	2%
Multiple Allegations of Abuse/Neglect	40	21%
Family in Need of Services/Dependency/Other	16	8%
Total	191	100%

CHILDREN IN CUSTODY ON 7/1/2016

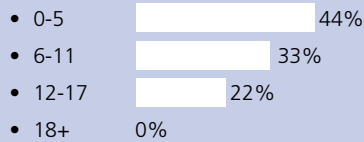
What type of custody?



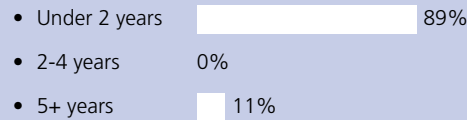
What Race?



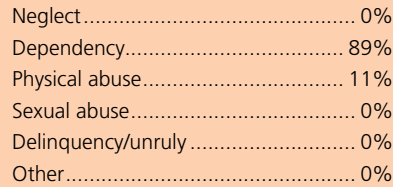
How old?



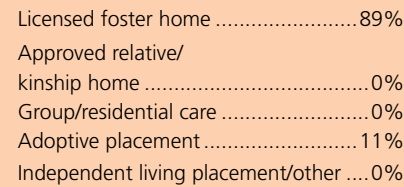
How long in custody?



Why removed from home?



Where are children placed?



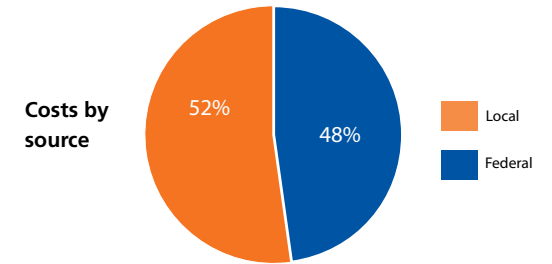
CONTACT INFORMATION

Gallia County Children Services
740-446-4963

<http://gallianet.net/index.php/gallia-county/department-of-job-family-services/social-services/child-care>

PLACEMENT COSTS

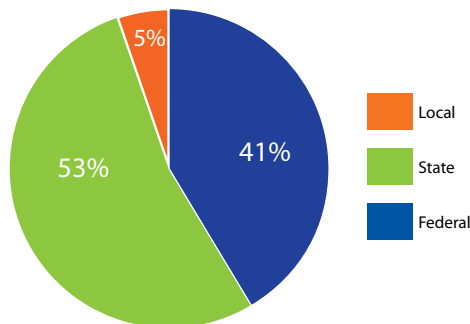
Total \$104,448



Costs by placement type

Licensed foster home	\$94,331
Group/residential care	\$10,117
Independent living placement/other	\$0

2016 PUBLIC CHILDREN SERVICES SPENDING



Total	\$699,356
Federal	\$289,250
State	\$373,118
One-time Efficiency & Innovation Grant	\$122,786
Local	\$36,987

Of Ohio's 88 counties, Gallia County did not maintain a children services levy in 2016.

ADOPTION ASSISTANCE AND SUBSIDIES

Total \$110,481

