

# Franklin



## Population

1,251,722

- **Race:** White 69% • African American 21%  
Multiracial 4% • Other 6%
- **Ethnicity:** Hispanic 5%

## Child Population

295,725

## Placement Rate

- Number of children in custody per 1,000 **13.6**

## Per Capita Income

\$45,158

## Poverty Rate

- All ages **18%**
- Children **25%**

## Ohio Works First Child Only

- Children receiving child only benefit **12,595**
- Caregivers receive \$282/month for the first child and an increase for each additional sibling

## Grandparents Raising Grandchildren

9,786

## FAMILIES AND CHILDREN SERVED

	2013	2016
Families receiving in-home services	526	946
Children placed out of home	3,691	4,012

## JUVENILE COURT

	2013	2016
<b>Court timeliness</b>		
Cases pending beyond Supreme Court timeframes	24%	8%

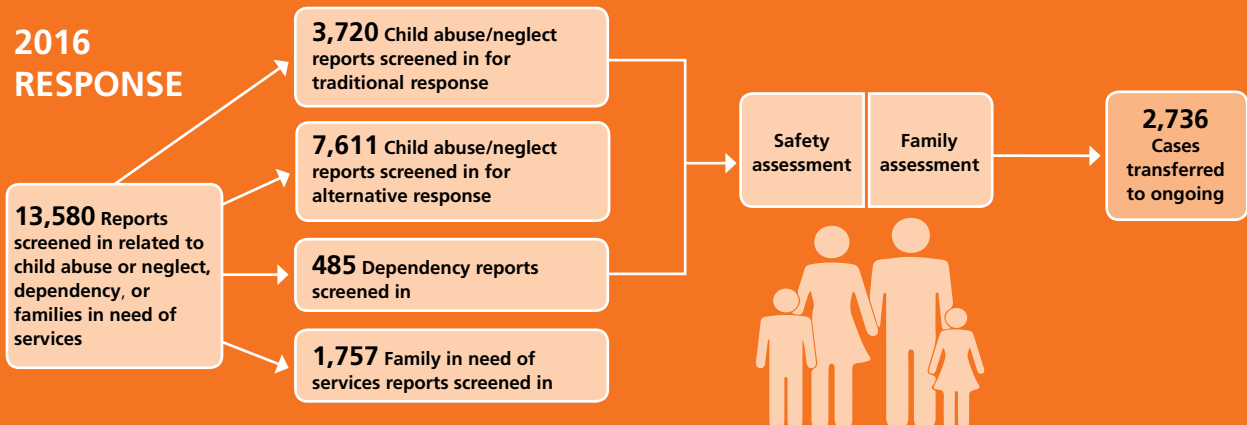
## PERMANENCY

	2013	2016
Children who gained permanency through		
Reunification	1,333	1,205
Guardianship	39	83
Custody to relative	281	368
Adoption	136	179
Children waiting to be adopted	130	194
Children supported by Kinship Permanency Incentive Program	452	1,117

## EMANCIPATED YOUTH

	2013	2016
Youth aged out of care	167	152
Median # of days in custody before emancipation	702	574
Students received Chaffee ETV post-secondary education grants	78	47
Emancipated youth enrolled in Medicaid	N/A	885

## 2016 RESPONSE

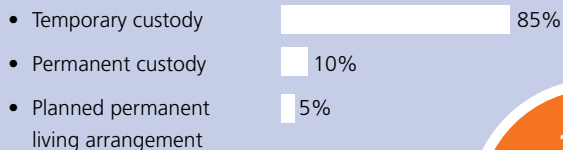


## TYPES OF REPORTS

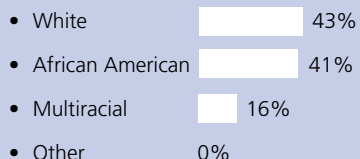
Physical abuse	5,727	42%
Neglect	2,609	19%
Sexual Abuse	1,222	9%
Emotional Maltreatment	104	1%
Multiple Allegations of Abuse/Neglect	1,397	10%
Family in Need of Services/Dependency/Other	2,521	19%
<b>Total</b>	<b>13,580</b>	<b>100%</b>

## CHILDREN IN CUSTODY ON 7/1/2016

### What type of custody?



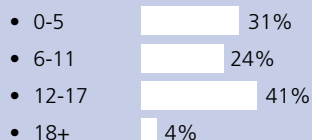
### What Race?



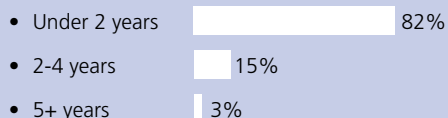
2,177

Children in Custody

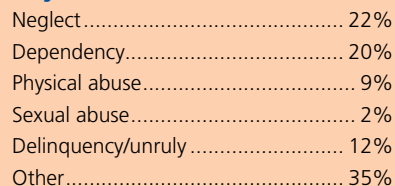
### How old?



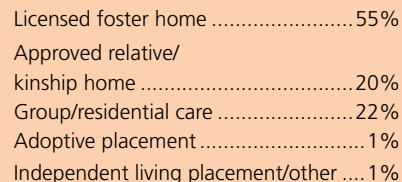
### How long in custody?



### Why removed from home?



### Where are children placed?

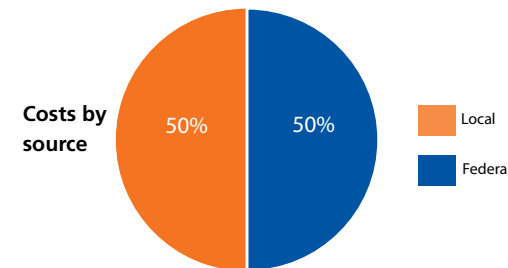


## CONTACT INFORMATION

Franklin County Children Services  
**614-275-2650**  
[http://www.franklincountyohio.gov/children\\_services/](http://www.franklincountyohio.gov/children_services/)

## PLACEMENT COSTS

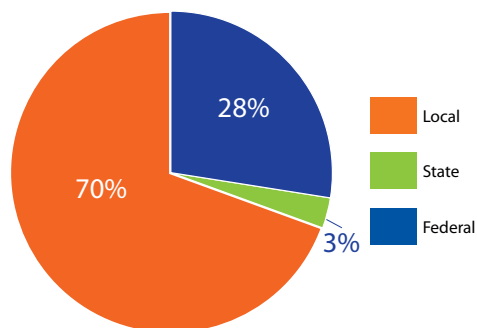
Total \$68,352,706



### Costs by placement type

Licensed foster home	\$27,208,185
Group/residential care	\$40,137,532
Independent living placement/other	\$1,006,989

## 2016 PUBLIC CHILDREN SERVICES SPENDING



<b>Total</b>	<b>\$187,478,716</b>
<b>Federal</b>	<b>\$51,929,769</b>
<b>State</b>	<b>\$4,791,285</b>
<b>Local</b>	<b>\$130,757,662</b>

Of Ohio's 88 counties, Franklin County did maintain one or more children services levies in 2016.

## ADOPTION ASSISTANCE AND SUBSIDIES

Total \$26,390,525

