

Defiance



Population **38,352**

• **Race:** White 92% • African American 2%
Multiracial 2% • Other 4%

• **Ethnicity:** Hispanic 9%

Child Population **8,950**

Placement Rate **6.7**

• Number of children in custody per 1,000

Per Capita Income **\$36,798**

Poverty Rate **14%**

• All ages **14%**
• Children **20%**

Ohio Works First Child Only **215**

• Children receiving child only benefit
• Caregivers receive \$282/month for the first child and an increase for each additional sibling

Grandparents Raising Grandchildren **325**

FAMILIES AND CHILDREN SERVED

	2013	2016
Families receiving in-home services	7	9
Children placed out of home	43	60

JUVENILE COURT

	2013	2016
Court timeliness		
Cases pending beyond Supreme Court timeframes	48%	56%

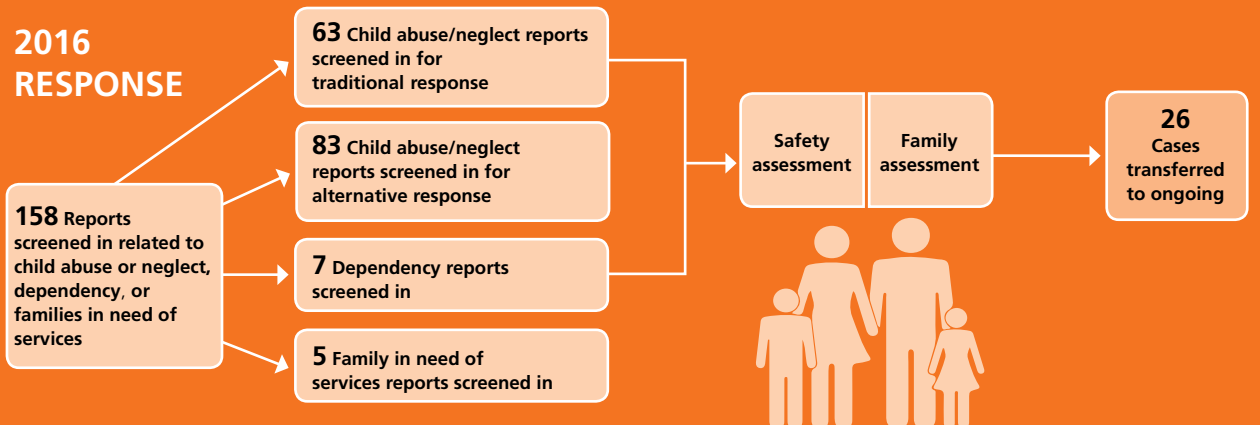
PERMANENCY

	2013	2016
Children who gained permanency through		
Reunification	17	15
Guardianship	1	0
Custody to relative	6	5
Adoption	3	3
Children waiting to be adopted	1	2
Children supported by Kinship Permanency Incentive Program	12	13

EMANCIPATED YOUTH

	2013	2016
Youth aged out of care	1	2
Median # of days in custody before emancipation	351	571
Students received Chaffee ETV post-secondary education grants	1	0
Emancipated youth enrolled in Medicaid	N/A	4

2016 RESPONSE

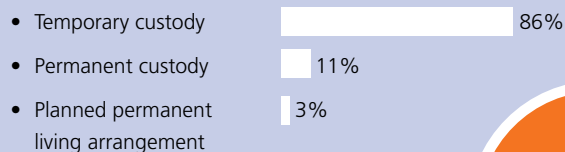


TYPES OF REPORTS

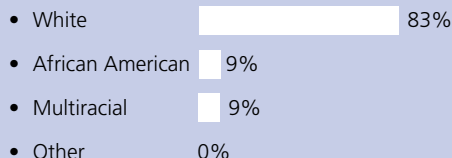
Physical abuse	33	21%
Neglect	56	35%
Sexual Abuse	28	18%
Emotional Maltreatment	0	0%
Multiple Allegations of Abuse/Neglect	25	16%
Family in Need of Services/Dependency/Other	16	10%
Total	158	100%

CHILDREN IN CUSTODY ON 7/1/2016

What type of custody?



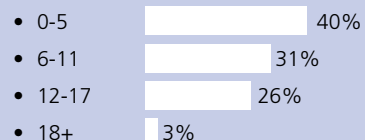
What Race?



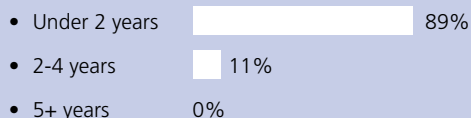
35

Children in Custody

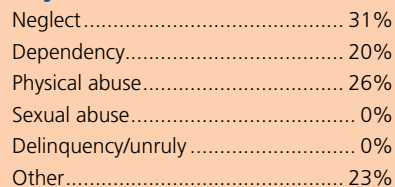
How old?



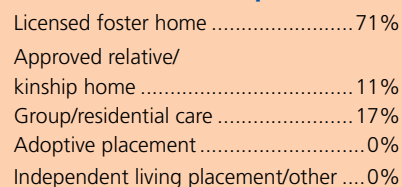
How long in custody?



Why removed from home?



Where are children placed?

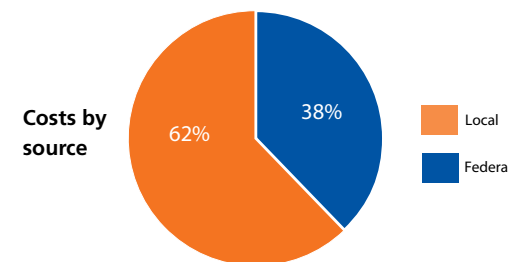


CONTACT INFORMATION

Defiance/Paulding Consolidated JFS
419-782-3881
<http://www.defiance-county.com/jobandfamilyservices/>

PLACEMENT COSTS

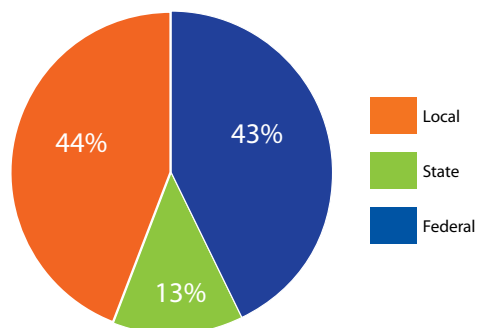
Total \$1,419,160



Costs by placement type

Licensed foster home	\$515,788
Group/residential care	\$903,217
Independent living placement/other	\$156

2016 PUBLIC CHILDREN SERVICES SPENDING



Total	\$4,318,708
Federal	\$1,874,357
State	\$562,198
One-time Efficiency & Innovation Grant	\$138,677
Local	\$1,882,153

*2016 Children Services Spending data are for Defiance/Paulding Consolidated DJFS, which includes Defiance and Paulding Counties.

Of Ohio's 88 counties, Defiance County did not maintain a children services levy in 2016.

ADOPTION ASSISTANCE AND SUBSIDIES

Total \$217,401

