

Coshocton



Population **36,569**

- **Race:** White 97% • African American 1%
Multiracial 1% • Other 1%

- **Ethnicity:** Hispanic 1%

Child Population **8,618**

Placement Rate **5.0**

- Number of children in custody per 1,000

Per Capita Income **\$34,421**

Poverty Rate



- All ages **18%**
- Children **28%**

Ohio Works First Child Only **277**

- Children receiving child only benefit
- Caregivers receive \$282/month for the first child and an increase for each additional sibling

Grandparents Raising Grandchildren **368**

FAMILIES AND CHILDREN SERVED

	2013	2016
 Families receiving in-home services	66	51
 Children placed out of home	36	43

JUVENILE COURT

	2013	2016
Court timeliness		
Cases pending beyond Supreme Court timeframes	5%	1%

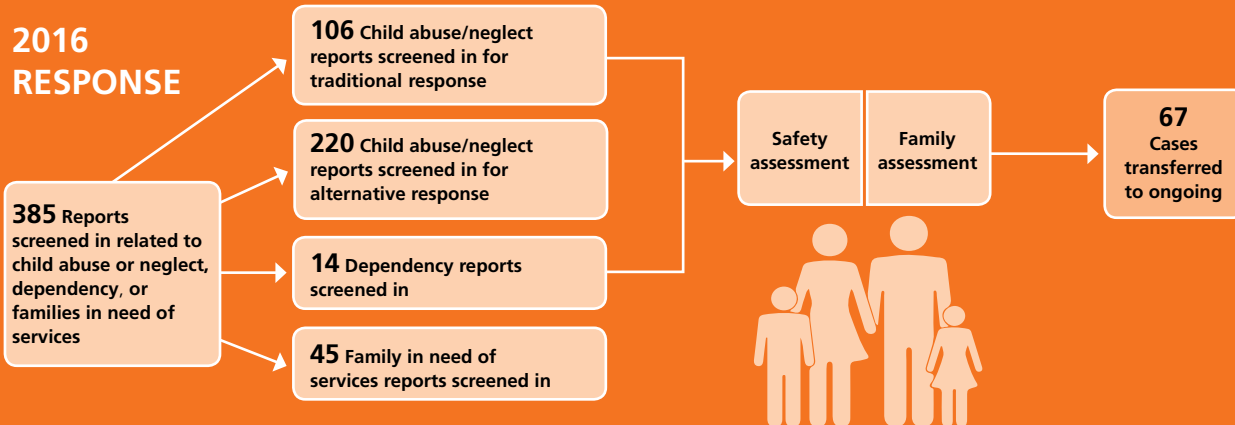
PERMANENCY

	2013	2016
Children who gained permanency through		
Reunification	4	1
Guardianship	0	0
Custody to relative	2	6
Adoption	4	6
Children waiting to be adopted	2	5
Children supported by Kinship Permanency Incentive Program	22	23

EMANCIPATED YOUTH

	2013	2016
Youth aged out of care	3	0
Median # of days in custody before emancipation	441	N/A
Students received Chaffee ETV post-secondary education grants	4	3
Emancipated youth enrolled in Medicaid	N/A	17

2016 RESPONSE

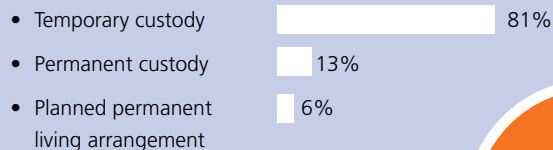


TYPES OF REPORTS


Physical abuse	40	10%
Neglect	123	32%
Sexual Abuse	55	14%
Emotional Maltreatment	46	12%
Multiple Allegations of Abuse/Neglect	54	14%
Family in Need of Services/Dependency/Other	67	17%
Total	385	100%

CHILDREN IN CUSTODY ON 7/1/2016

What type of custody?



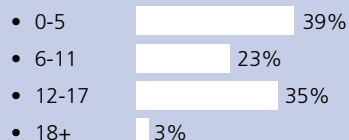
What Race?



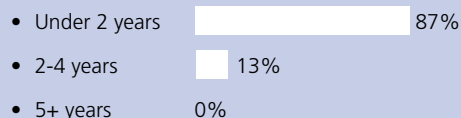
31

Children in Custody

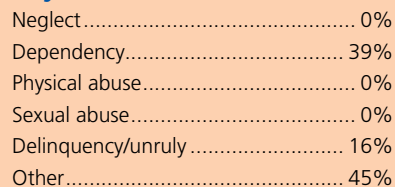
How old?



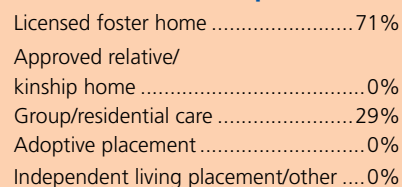
How long in custody?



Why removed from home?



Where are children placed?

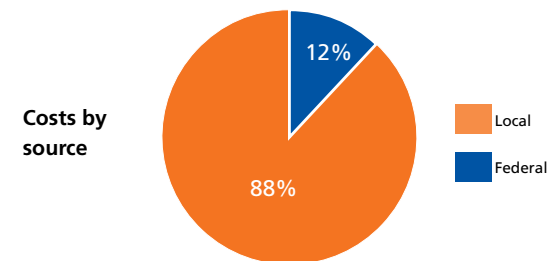


CONTACT INFORMATION

Coshocton County Job & Family Services
740-622-1020
<http://www.coshoctonjfs.org>

PLACEMENT COSTS

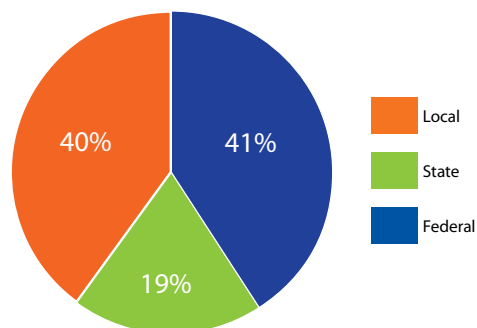
Total \$567,054



Costs by placement type

Licensed foster home	\$202,849
Group/residential care	\$364,205
Independent living placement/other	\$0

2016 PUBLIC CHILDREN SERVICES SPENDING



Total	\$2,044,942
Federal	\$830,493
State	\$389,370
One-time Efficiency & Innovation Grant	\$101,758
Local	\$825,079

Of Ohio's 88 counties, Coshocton County did maintain one or more children services levies in 2016.

ADOPTION ASSISTANCE AND SUBSIDIES

Total \$203,711

