

# Carroll



## Population

27,811

- **Race:** White 98% • African American 1%  
Multiracial 1% • Other 0%
- **Ethnicity:** Hispanic 1%

## Child Population

5,904

## Placement Rate

- Number of children in custody per 1,000 **3.2**

## Per Capita Income

\$35,541

## Poverty Rate

- All ages **16%**
- Children **26%**



## Ohio Works First Child Only

- Children receiving child only benefit **153**
- Caregivers receive \$282/month for the first child and an increase for each additional sibling

## Grandparents Raising Grandchildren

268

## FAMILIES AND CHILDREN SERVED

	2013	2016
 Families receiving in-home services	14	9
 Children placed out of home	15	19

## JUVENILE COURT

	2013	2016
<b>Court timeliness</b> Cases pending beyond Supreme Court timeframes	0%	0%
<b>Court custody</b> Carroll County is a member of the Multi-County Juvenile Attention System. Children in the custody of this system	28	21

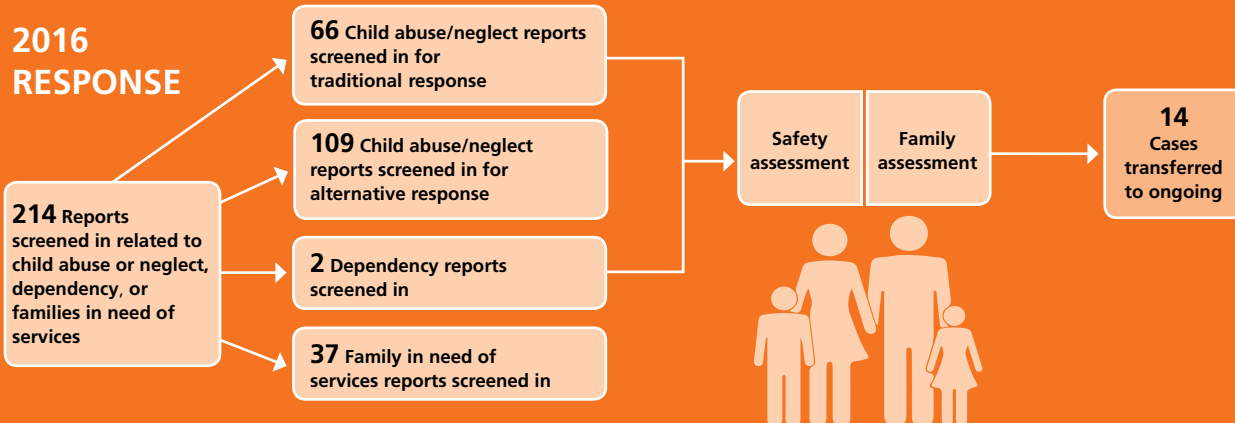
## PERMANENCY

	2013	2016
Children who gained permanency through		
Reunification	0	8
Guardianship	0	0
Custody to relative	0	1
Adoption	0	0
Children waiting to be adopted	1	3
Children supported by Kinship Permanency Incentive Program	14	22

## EMANCIPATED YOUTH

	2013	2016
Youth aged out of care	2	0
Median # of days in custody before emancipation	1,355	N/A
Students received Chaffee ETV post-secondary education grants	2	0
Emancipated youth enrolled in Medicaid	N/A	5

## 2016 RESPONSE




## TYPES OF REPORTS

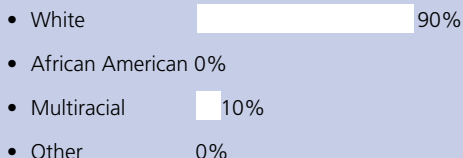
Physical abuse	20	9%
Neglect	45	21%
Sexual Abuse	31	14%
Emotional Maltreatment	9	4%
Multiple Allegations of Abuse/Neglect	64	30%
Family in Need of Services/Dependency/Other	45	21%
<b>Total</b>	<b>214</b>	<b>100%</b>

### CHILDREN IN CUSTODY ON 7/1/2016

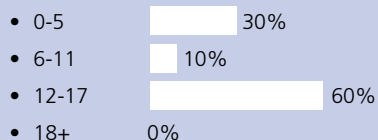
#### What type of custody?



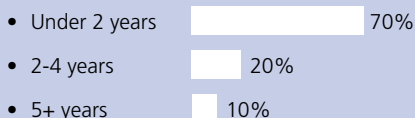
#### What Race?



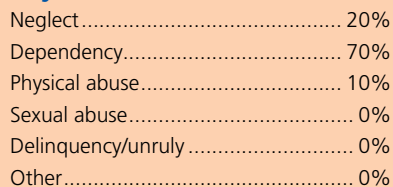
#### How old?



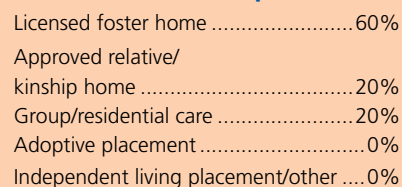
#### How long in custody?



#### Why removed from home?



#### Where are children placed?

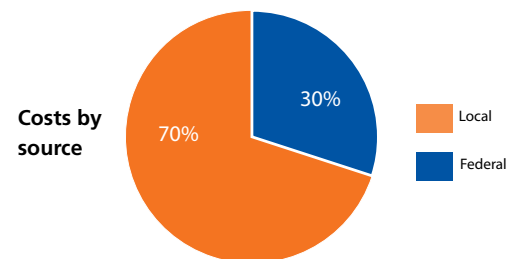


### CONTACT INFORMATION

Carroll County Job and Family Services  
**330-627-2571**  
<http://www.carrollcountyjfs.com>

### PLACEMENT COSTS

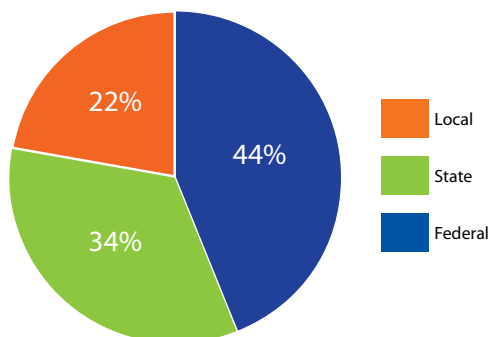
Total \$236,664



#### Costs by placement type

Licensed foster home	\$129,322
Group/residential care	\$107,342
Independent living placement/other	\$0

### 2016 PUBLIC CHILDREN SERVICES SPENDING



<b>Total</b>	<b>\$779,769</b>
<b>Federal</b>	<b>\$342,060</b>
<b>State</b>	<b>\$263,975</b>
One-time Efficiency & Innovation Grant	\$22,630
<b>Local</b>	<b>\$173,735</b>

Of Ohio's 88 counties, Carroll County did not maintain a children services levy in 2016.

### ADOPTION ASSISTANCE AND SUBSIDIES

Total \$43,121

