

Athens



Population

65,886

- **Race:** White 91% • African American 2%
Multiracial 3% • Other 4%
- **Ethnicity:** Hispanic 2%

Child Population

9,882

Placement Rate

- Number of children in custody per 1,000 **16.8**

Per Capita Income

\$30,977

Poverty Rate

- All ages **32%**
- Children **29%**

Ohio Works First Child Only

- Children receiving child only benefit **536**
- Caregivers receive \$282/month for the first child and an increase for each additional sibling

Grandparents Raising Grandchildren

457

FAMILIES AND CHILDREN SERVED

	2013	2016
Families receiving in-home services	55	53
Children placed out of home	120	166

JUVENILE COURT

	2013	2016
Court timeliness		
Cases pending beyond Supreme Court timeframes	29%	64%

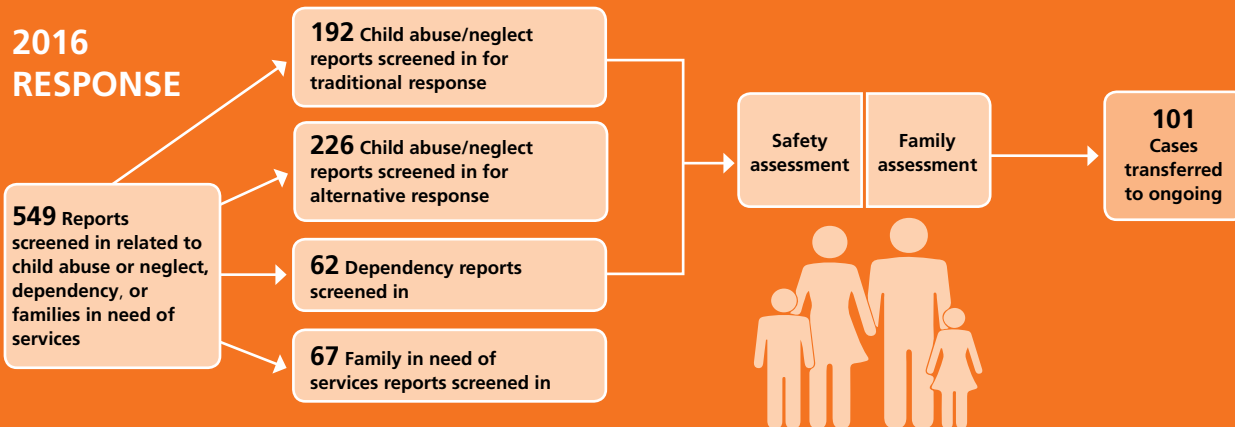
PERMANENCY

	2013	2016
Children who gained permanency through		
Reunification	22	29
Guardianship	0	0
Custody to relative	9	18
Adoption	7	16
Children waiting to be adopted	18	18
Children supported by Kinship Permanency Incentive Program	32	62

EMANCIPATED YOUTH

	2013	2016
Youth aged out of care	3	0
Median # of days in custody before emancipation	3,012	N/A
Students received Chaffee ETV post-secondary education grants	2	0
Emancipated youth enrolled in Medicaid	N/A	22

2016 RESPONSE




TYPES OF REPORTS

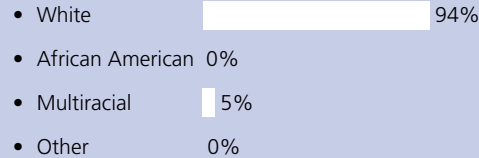
Physical abuse	98	18%
Neglect	210	38%
Sexual Abuse	48	9%
Emotional Maltreatment	4	1%
Multiple Allegations of Abuse/Neglect	46	8%
Family in Need of Services/Dependency/Other	143	26%
Total	549	100%

CHILDREN IN CUSTODY ON 7/1/2016

What type of custody?




What Race?



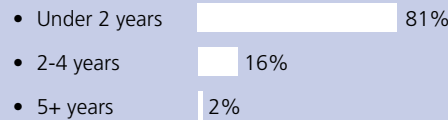
103

Children in Custody

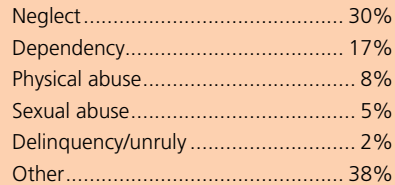
How old?



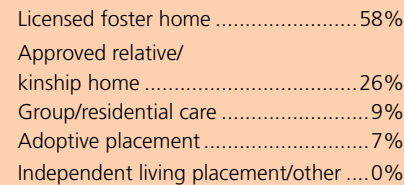
How long in custody?



Why removed from home?



Where are children placed?

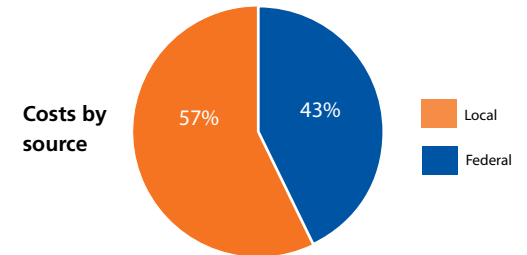


CONTACT INFORMATION

Athens County Children Services
740-592-3061
<http://www.athenschilrenservices.com/>

PLACEMENT COSTS

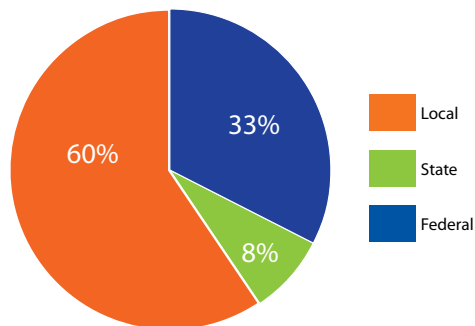
Total \$1,653,949



Costs by placement type

Licensed foster home	\$950,920
Group/residential care	\$652,159
Independent living placement/other	\$50,870

2016 PUBLIC CHILDREN SERVICES SPENDING



Total	\$8,081,813
Federal	\$2,637,939
State	\$612,066
One-time Efficiency & Innovation Grant	\$73,374
Local	\$4,831,808

Of Ohio's 88 counties, Athens County did maintain one or more children services levies in 2016.

ADOPTION ASSISTANCE AND SUBSIDIES

Total \$2,537,810

