

Adams



Population **28,024**

- **Race:** White 98% • African American 0%
Multiracial 2% • Other 0%

- **Ethnicity:** Hispanic 1%

Child Population **6,832**

Placement Rate **17.3**

- Number of children in custody per 1,000

Per Capita Income **\$28,374**

Poverty Rate

- All ages **25%**
- Children **33%**

Ohio Works First Child Only

- Children receiving child only benefit **349**
- Caregivers receive \$282/month for the first child and an increase for each additional sibling

Grandparents Raising Grandchildren **406**

FAMILIES AND CHILDREN SERVED

	2013	2016
--	------	------



Families receiving in-home services **27** **13**



Children placed out of home **104** **118**

JUVENILE COURT

	2013	2016
--	------	------

Court timeliness

Cases pending beyond Supreme Court timeframes **24%** **51%**

PERMANENCY

	2013	2016
--	------	------

Children who gained permanency through

Reunification	30	23
Guardianship	1	0
Custody to relative	9	13
Adoption	7	5

Children waiting to be adopted **14** **7**

Children supported by Kinship Permanency Incentive Program **19** **49**

EMANCIPATED YOUTH

	2013	2016
--	------	------

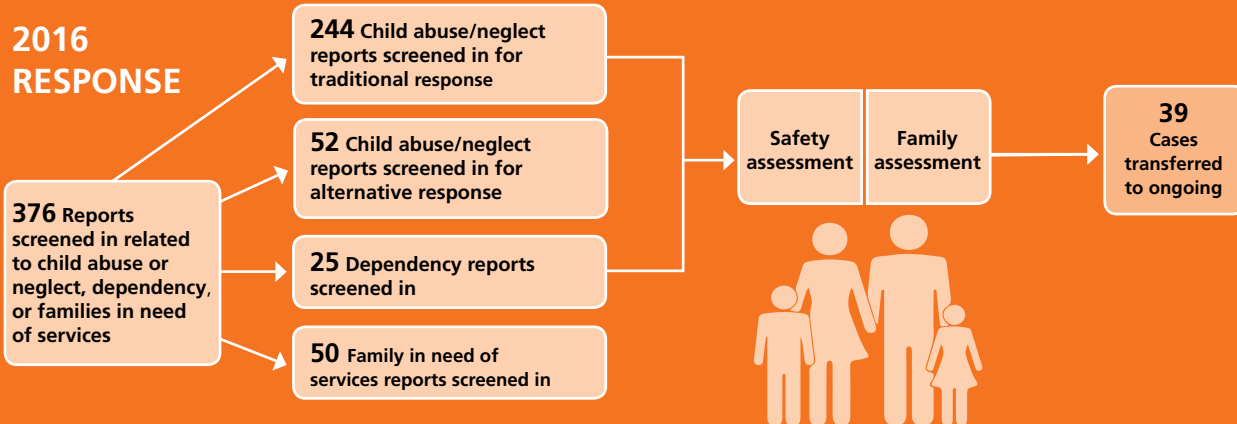
Youth aged out of care **5** **7**

Median # of days in custody before emancipation **1,351** **470**

Students received Chaffee ETV post-secondary education grants **3** **2**

Emancipated youth enrolled in Medicaid **N/A** **17**

2016 RESPONSE

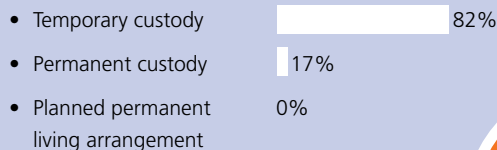


TYPES OF REPORTS


Physical abuse	112	30%
Neglect	134	36%
Sexual Abuse	40	11%
Emotional Maltreatment	4	1%
Multiple Allegations of Abuse/Neglect	11	3%
Family in Need of Services/Dependency/Other	75	20%
Total	376	100%

CHILDREN IN CUSTODY ON 7/1/2016

What type of custody?



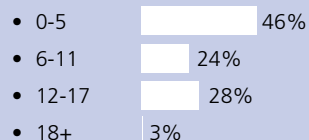
What Race?



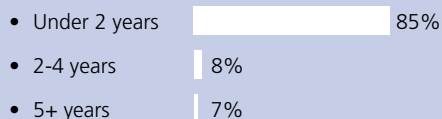
72

Children in Custody

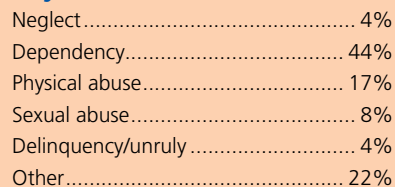
How old?



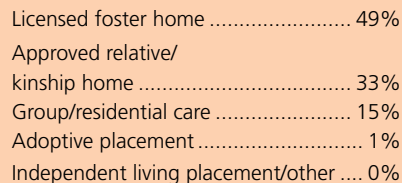
How long in custody?



Why removed from home?



Where are children placed?

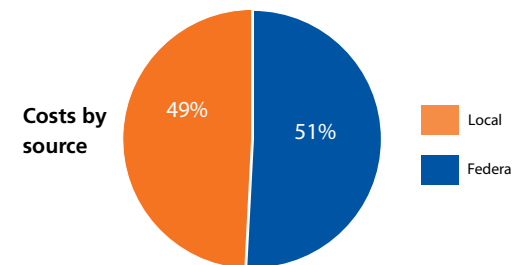


CONTACT INFORMATION

Adams County Children Services Board
937-544-2511
<http://adamscountychildren.org/>

PLACEMENT COSTS

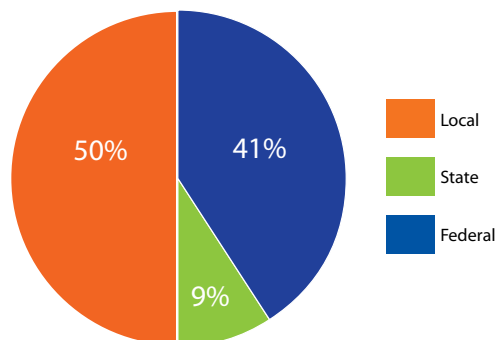
Total \$1,594,767



Costs by placement type

Licensed foster home	\$425,106
Group/residential care	\$1,169,661
Independent living placement/other	\$0

2016 PUBLIC CHILDREN SERVICES SPENDING



Total	\$3,834,725
Federal	\$1,570,323
State	\$331,617
Local	\$1,932,785

Of Ohio's 88 counties, Adams County did maintain one or more children services levies in 2016.

ADOPTION ASSISTANCE AND SUBSIDIES

Total \$312,754

