MADISON COUNTY

POPULATION **43,277**

Race: Caucasian 91.0% • African American 6.4%
Multiracial 1.5% • Other 1.1%
Ethnicity: Hispanic 1.6%

Population Under Age 18 9,261 • 21.4%

Grandparents Raising Grandchildren 2012 • 344
2009 • 343

Educational Attainment

85.0% over 25 are high school graduate or higher
72.8% 18-24 year olds are HS graduate or higher

Per Capita Income $36,769

Local Trends on Abuse and Neglect

In 2013, new reports of child abuse and neglect (including dependency and other) resulted in 414 opened cases. Ohio law requires children services to begin investigations/assessments on new reports within 24 hours, including a comprehensive assessment of safety and risk.

53% of these reports were assigned to Alternative Response.
Madison County implemented AR in September 2010.

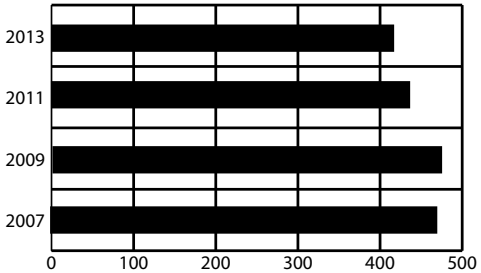

The unduplicated number of new reports in 2013 and the percentage of total reports they represent fall within the following six categories:

Physical abuse	139	33%
Neglect	91	22%
Sexual abuse	67	16%
Emotional maltreatment	3	1%
Mult Allegs of Abuse/Neglect	73	18%
Fam in Need of Svcs/Depd/Other	41	10%
Total	**414**	**100%**

SUPPORTS
TO SELF SUFFICIENCY

Ohio Works First/TANF

SFY 2013 **412**
SFY 2009 **599**

The number who received cash assistance **DECREASED 31.22%**. 68.28% of the recipients are children. Statewide, the average monthly payment per recipient was $179.25 in SFY 2013.

Supplemental Nutrition Assistance Program

SFY 2013 **4,997**
SFY 2009 **3,667**

The number who received nutritional assistance (food stamps) **INCREASED 36.27%**. Statewide, the average monthly payment per recipient was $132 in SFY 2013.

Child Care

Subsidized Child Care

SFY 2013 **330**
SFY 2009 **356**

The number of children whose families received child care assistance **DECREASED 7.3%**.

Step Up to Quality Rating

2 of 6 licensed child care centers earned a Step Up to Quality Rating as of June 30, 2013.

Medicaid

SFY 2013 **4,464**
SFY 2009 **3,959**

The number of children insured by Medicaid **INCREASED 12.8%**.

Child Support & Paternity Establishment

SFY 2013 **$4.4 m**
SFY 2009 **$5.1 m**

Child Support Collections **DECREASED 14.31%**. At the end of FFY 2013, 1,224 children born to unmarried parents in open child support cases had paternity established.

Workforce Investment Act Programs

20 youth participants in 2013
6 adult participants in 2013
0 displaced worker participants in 2013

CONDITIONS
AFFECTING ABUSE AND NEGLECT

Although the conditions identified below do not predispose parents to abuse or neglect their children, many families in the child protection system struggle with one or more of the following:

Poverty and Employment

In 2014, a family of 3 was considered at or below 100% of poverty with an annual household income of **$19,790**. A full-time job must pay at least $9.52/hr to reach this level, 20% higher than the 2014 minimum wage ($7.95/hr).

Poverty Rate
(**1,399** County children living in poverty)

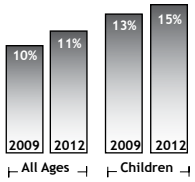

Employment Countywide



Affordable Housing

It takes an hourly rate of **$15.50** in a 40-hour work week

to afford the Fair Market Rent of **$806 a month** for a two-bedroom apartment in Madison County

As a result, **50% of renters** cannot afford a two-bedroom apartment

Health

Behavioral Health: Of children (ages 0-21) enrolled in Medicaid in 2013, 330 received mental health treatment services; 19 received alcohol/drug treatment services; and 15 received both mental health and alcohol/drug treatment services.

Infant Mortality Rate: 8 babies died before their first birthday, for an Infant Mortality Rate of 18.82. This compares to the state rate of 7.57.

Help Me Grow: 29 families received Help Me Grow home visiting services in SFY 2013.

MADISON COUNTY

Public Expenditures

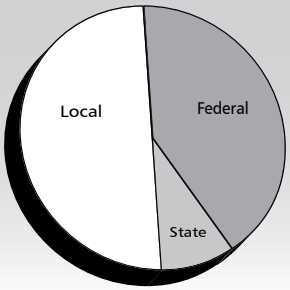

2013 Expenditures

Total:	$2,106,106	100%
Federal	$856,941	41%
State	$196,960	9%
Local	$1,052,205	50%

Of Ohio's 88 counties, this county was not among the 45 that maintained a children services levy in 2013.

Placement

Number of children in placement per 1,000 (under age 18)

Year	Placement Rate
2009	2.77
2013	2.7

Median # of days a child stays in placement

Year	Median # Days
2009	231
2013	183

Number of children in placement at end of year

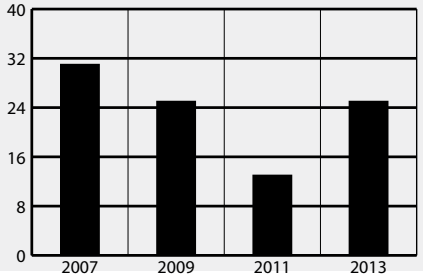

Child & Custody Profiles

	Temporary Custody	Permanent Custody	Planned Permanent Living Arrangement	Total
Children in Custody on 1/1/14:	19	6	0	25
Age				
0-5	21%	0%	0%	16%
6-11	42%	0%	0%	32%
12+	37%	100%	0%	52%
Race				
White	89%	83%	0%	88%
Af/Am	0%	0%	0%	0%
Multiracial	11%	17%	0%	12%
Other	0%	0%	0%	0%
Total Years in Custody				
0-2	100%	0%	0%	84%
2-4	0%	50%	0%	4%
4+	0%	50%	0%	12%
Primary Reason for Removal				
• Neglect	57%	33%	0%	52%
• Dependency	11%	0%	0%	8%
• Physical abuse	0%	0%	0%	0%
• Sexual abuse	0%	0%	0%	0%
• Delinquency/Unruly	11%	17%	0%	12%
• Other	21%	50%	0%	28%
Placement Type				
• Licensed Foster Home	79%	83%	0%	80%
• Approved Relative/Kinship Home	0%	0%	0%	0%
• Group/Residential Care	16%	0%	0%	12%
• Adoptive Placement	0%	0%	0%	0%
• Independent Living Placement/Other	5%	17%	0%	8%

Juvenile Court

24% 2009

Court Timeliness: In 2013, an average of 2.9 cases per month, countywide, were pending beyond Supreme Court applicable timeframes. Courts are generally expected to keep this rate at 10% or less.

28% 2013

Transitioning Youth

2009		2013
2	Total # of youth who aged out of care	2
1	Total # of students receiving Chaffee ETV post-secondary education grants	0

Permanency

2009		2013
15	Total # of children reunified with parents or legal guardian	17
14	Number of children supported by Kinship Permanency Incentive	18
2	Total # of adoptions finalized	2
5	Total # of children waiting to be adopted	6
230.5	Median # of days for adoption finalization from permanent custody	568

2013 Title IV-E Adoption Assistance and State Adoption Maintenance Subsidies

TOTAL: $156,599

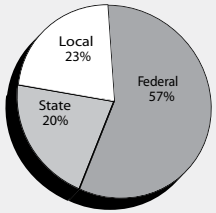

Monthly subsidies are provided to families that adopt special needs children to aid in the ongoing care of those children.

Staffing — January 2014

Average Caseload Per Worker

New Intakes - Traditional/Alternative Response

Statewide	9
Madison County	11

Ongoing Cases

Statewide	12
Madison County	10

*PCSAO is updating its Functional Job Analysis for recommended caseload sizes

State of Ohio