


PCSAO
PUBLIC CHILDREN SERVICES
association of ohio

Advocating for safe children, stable families and supportive communities

2012-13 PCSAO Budget Update & Discussion


Crystal, Gayle, Rhonda, Greg
Public Children Services Association of Ohio
crystal@pcsao.org
March 22, 2011



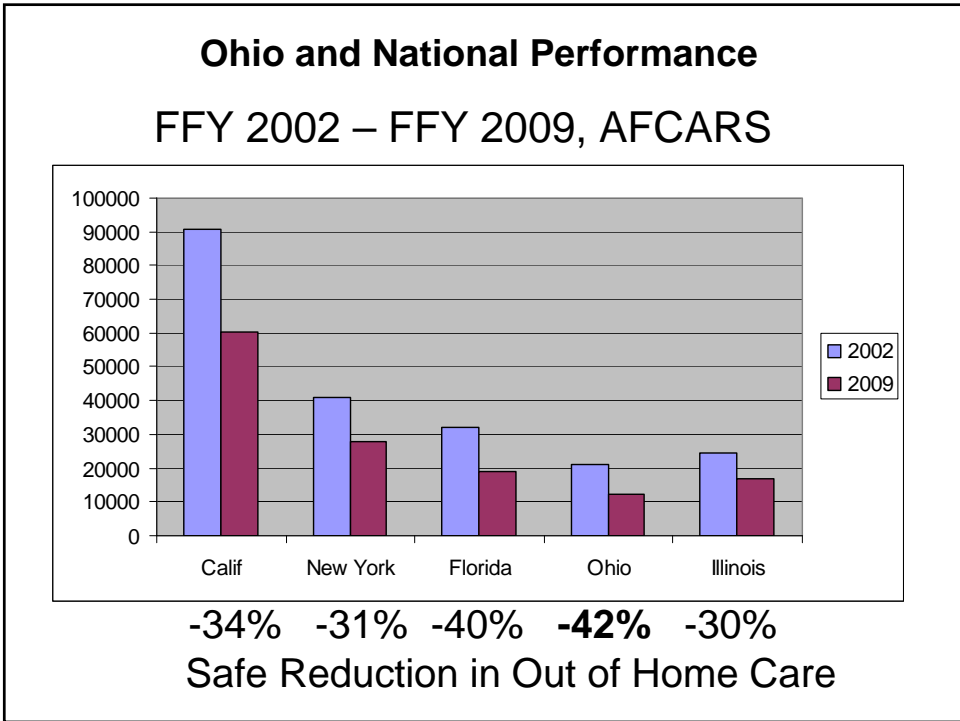
PCSAO Mission

PCSAO is a membership driven association serving Ohio's 88 County Public Children Services Agencies through the support of program excellence and sound public policy for safe children, stable families and supportive communities.

We do this through member dialogue, active sharing of information, building partnerships, research, training and technical assistance, and advocacy at the state and federal level.



PCSAO
PUBLIC CHILDREN SERVICES
association of ohio



CPS Reform

- Intentional, Steady Safe Reduction of Children in Care
- Leads nation in rate of Safe Reduction - 42% in past nine years!
- CAPMIS, Safety & Risk Assessment Tool



Practice Enhancements in Progress

1. **Differential Response** – pilot evaluation excellent, fewer placements, long term open cases, now 25 counties, soon 10 more...
2. **Kinship Continuum** – legal procedures, adult adoptions; Supreme Ct partnership
3. **Permanency Roundtables** – Casey FP
4. **Family Search & Engagement** - OCWTP
5. **System of Care** – target/timely/accessible BH and Education services, local models



Child Welfare Dilemma...we have the capacity & vision, but can we keep paying the bill?

Agnes

by Tony Cochran



Used with permission

PCSAO State & Federal Advocacy

1. **Distribute/Invest Tobacco Settlement \$** - joint recommendations, allocate % 88 counties, invest for state innovations
2. **2012-13 Biennial Budget** – hold harmless for agencies, families, flexibility
3. **Ohio Legislation** – CHIPS, Kinship POA & CAA, Adult Adoption (HB 92), Prevention First (teen/unintended PG prevention), other fixes
4. **Federal Initiatives** – ProtectOhio IV-E Waiver, other states too (bill introed), Child Welfare Finance Reform, TANF Reauthorization

Key – Red/done, Blue/in progress, Black – to fix/do



OHIO'S BUDGET ENVIRONMENT

Greg Kapcar, PCSAO Legislative Director

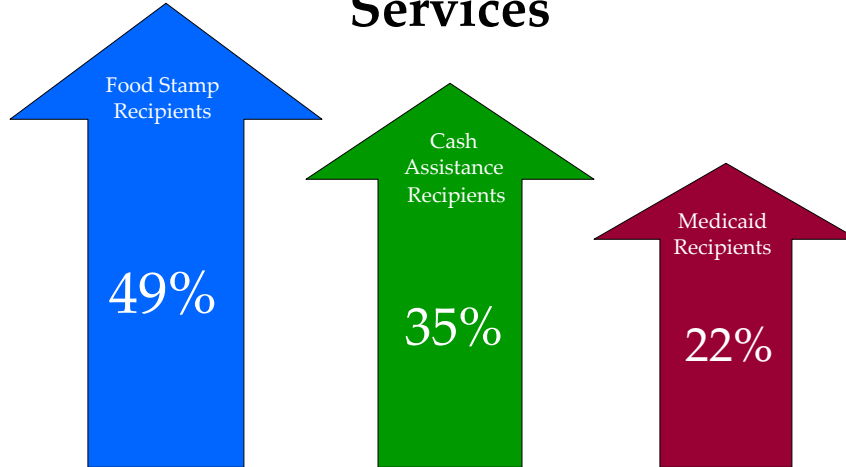
From 2011 Regional Conversations
with Advocates for Ohio's Future



The Economy is Improving, but Job Creation Lags



More Ohioans Need Safety Net Services



Source: ODJFS,
Public Assistance
Monthly Statistics

Dec. 2007 – Sept. 2010



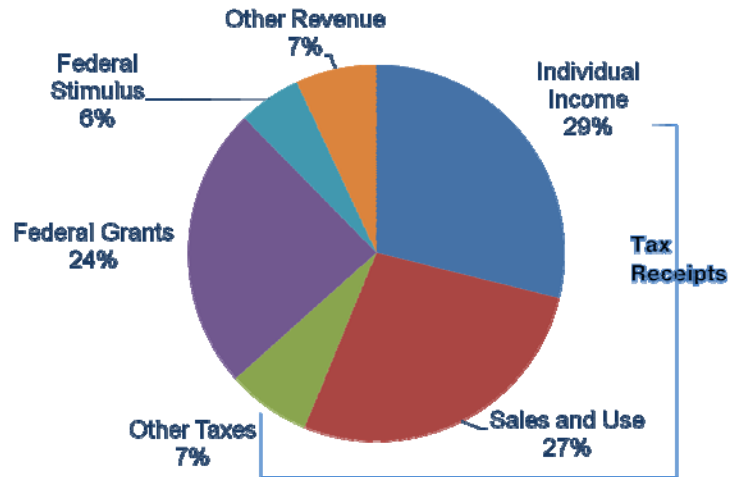
Cash Assistance Cases Increase



Data from Administration for Children and Families

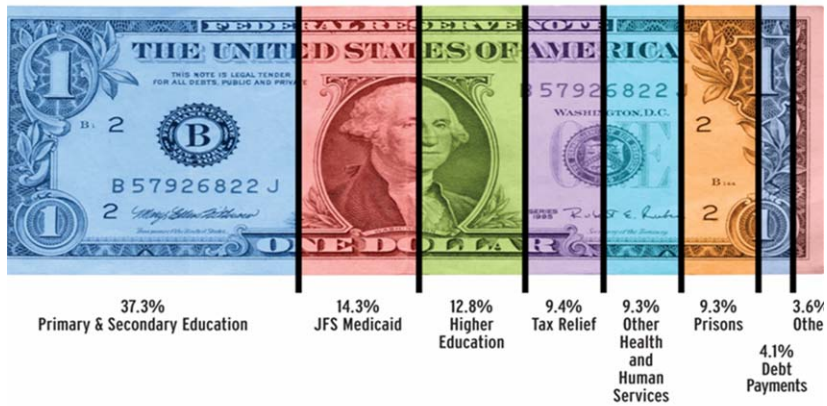


GRF Revenue: Where the Money Comes From



Source: HB 1 and 318, FY 2010-2011

GRF Spending: Where the Money Goes

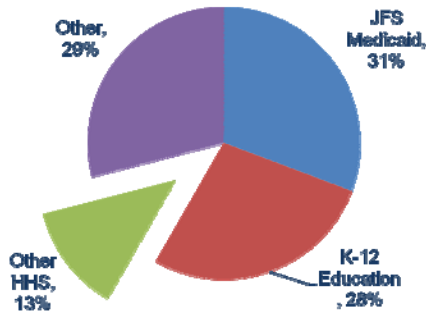


Source: OBM/LSC FY 2010 actuals (state share)

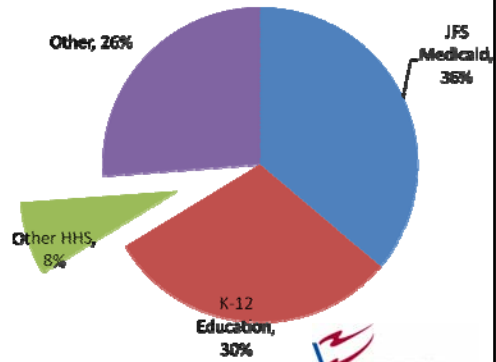


Health & Human Services Losing Ground

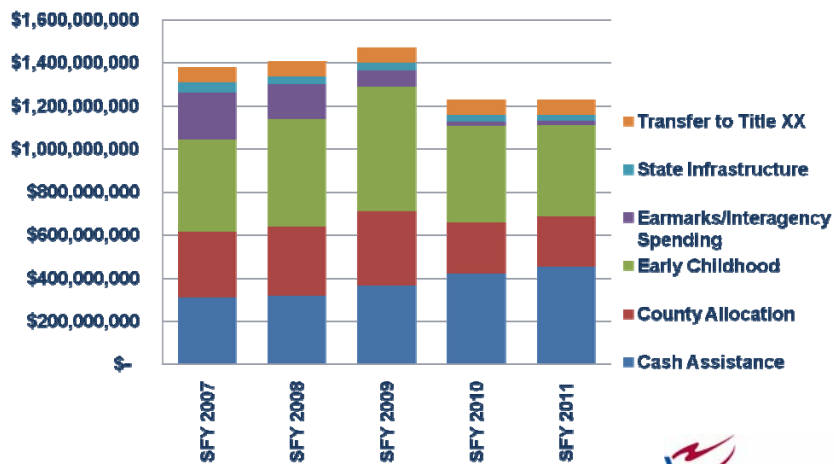
**Health & Human Services
Spending: 1997 (as a share of
Total GRF)**



**Health & Human Services Spending:
2010 (as a share of Total GRF)**



TANF Spending Over Time



2012-2013 Ohio Governor's Proposed Budget

Presented By
Gayle Channing Tenenbaum
Co-Chair, Advocates for Ohio's Future
Director of Policy and Legislative Affairs, PCSAO
Public Policy Fellow, Voices for Ohio's Children

Child Welfare

- Line 523 – State Child Protection Allocation – 10% cut
- Line 528 – Adoption Services – 10% cut – state based adoption assistance subsidies from \$250 to \$230/month. PASSS funding maintained
- Line 541 – Kinship Permanency Incentive program *eliminated*
- Line 533 – Children, Family, Adult Community/Protective Services – 13.5% cut

Other county programs

- Line 502 – Child Support Match – 15.2%
- Line 521 – Family Stability Subsidy (formerly IM) – 10% cut
- Line 534 – Adult Protective Services – 10% cut
- TANF County PRC allocation - \$80 million cut
- Flexibilities continue – local flex for TANF to Title XX transfer, use of local mandated share to claim federal matching funds., local flexibility for Line 533 use
- Child Care - \$80 million reduction in TANF for child care investment, 7.9% cut in GRF
 - **Impact – initial eligibility changes from 150% to 125% of poverty, but current and newly qualifying families can maintain slot until family reach 200%**
 - **Child care provider rates will decrease by 7%**
 - **Investment for Star rated quality decreases.**
 - **Eligible children served: 103,865 in 2012 and 104,350 in 2012**
- TANF Cash Assistance benefit levels will maintain

Mental Health

- Largest change – Medicaid match paid by local will now be State – frees local dollars for match. Local levy dollars or state community services dollars can be used for people who are not Medicaid eligible.
- All line items such as 408 (Children’s System of Care) rolled into item 505 (Community Services Line Item. Children are priority here)
- Decisions about Early Childhood Mental Health Consultation Program and Center for Innovative Practice to be made after amount of federal Mental Health Block Grant is known.

Health and Medicaid

- Focus is all children in child welfare system have care coordinator
- Help Me Grow – reduced by \$5 million each year – how much for Part C and how much Home Visiting not known
- BCMH – 14% reduction, expected to be picked up by counties
- Focus on pre-natal care and reduction of low weight babies

DYS – Juvenile Justice

- Community based services and diversion from institutions continues
- Continuation of funding for RE-CLAIM
- Continuation of funding for Juvenile Justice Behavioral Health Programs
- One more Juvenile Detention Center closed
- Need to keep focus on moving dollars from closed institutions to community mental health and addiction services



Government Redesign

- Jobs, Reform, Efficiencies, Lower Taxes
- State Government – Reduce / Reform
 - **JobsOhio** – HB 1 privatized Ohio Dept Developmt
 - **Office of Healthcare Transformation** – process, includes, ODMH, ODADAS, ODDD, ODHealth, ODAging, ODJFS (single Medcd agency, \$)
 - Privatize – 5 Prisons, Liquor Sales to JobsOhio
- Local Government Reform – Reduce / Streamline, cuts to Local Govt Funds
- Collective Bargaining reforms – state & local
- OPERS and other retirement system changes



Analysis & Impacts

1. Local Government pressures
2. Overall child welfare spending
3. TUPAC fund use / Line 533
4. Budget – line cuts, KPI and AA impacts, local government fund and levy losses
5. PCSAO suggested response
6. More discussion?





State Budget Impact Local Government

- **Local Government Fund**
 - *Halved* - \$665 million in 2011, \$526 in 2012, to \$339 in SFY 2013
- **TPP Replacement Payments** – more info needed
 - \$492 M/year total non-school losses
 - **\$31.5 M/year Children Services losses**



Local Gov't Efficiencies

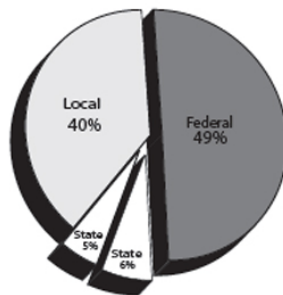
- CollaborEight (NW/North Central JFSs)
- Regional Council Of Govt (COG) – four Appalachian CDJFSs

Local Government running like a business

- CCAO seeking authority to assess Cost Allocation for all Auditor transactions (Maximus)
- CCAO seeking authority for interest on levy funds



PUBLIC EXPENDITURES



2009 Expenditures

Total:	\$1,033,515,954	100%
Federal	\$509,208,202	49%
State*		
Statewide Child Protection Allocation	\$57,723,143	6%
Statewide Programming	\$50,061,063	5%
Local [†]	\$416,523,546	40%

*State Child Protection Allocation- State funds to Counties.
Statewide Programming- SACWIS, Adoption Supports, Foster Parent Training, ETV, etc.



Line 533 TUPAC Funds Update

- \$11.5 out to 88 PCSAs for SFY 2010 –
- \$11.5 out to 88 JFSs for SFY 2010 – challenge with APS and DV use limits

- Transportation Budget Amdmt - allow use of TUPAC funds for any line 533 purpose
- New Biennial Budget maintains line at 10% cut...flexible county use





PCSAO TUPAC use Summary

Safety, Permanency, Managing Budgets...

- Safely maintaining children in own home
- Alt / Differential Response intro
- Permanency – Family Finding technology, legal fees supporting kin custody
- Foster Care Recruitment activities
- Transitioning Youth services
- Technology for efficiencies (document imaging)
- Managing Budgets – match for placement / AA, caseworkers; use prior to levy funds, Title XX, local GRF



Child Welfare Budget Items as Proposed

1. Child Protection Allocation – 10% cut
2. Adoption Subsidies – state based reduced from \$250 down to \$230 (PASSS maintained)
3. Kinship Permanency Incentive - GONE
4. Tangible Personal Property tax replacements – less \$, more info to come
5. Local Gov't Fund – halved by 2013





PCSAO Response

- **Child Welfare is Worthy of Investment** - we have reformed way we do business, have a plan, excellent outcomes.
- **Proposed Budget exponentially hurts Child Welfare**
 - State Child Protection Allocation cut – Ohio already has the lowest state investment in the nation
 - Local Government Fund reduction – especially for counties without a levy
 - TPP levy losses – lost local child welfare revenues, new state CAT revenues, without resulting return investment in child welfare
 - Permanency hits – direct state to local cost shift in Adoption Assistance funds; elimination of Kinship Permanency Incentive program
- **Tell you Local Story** – Put a face on child welfare



Discussion

