

OHIO STATEWIDE OUT-OF-COUNTY FACT SHEET



DID YOU KNOW?...



ON AVERAGE, CHILDREN ARE PLACED IN FOSTER HOMES IN
7 OTHER COUNTIES¹


* **34%** of children are placed out-of-county²

49% of children are placed in private agency foster homes
and **53%** ARE OUT-OF-COUNTY²:

- ✓ **5507 CHILDREN (44%)** are in PCSAs IN-COUNTY FHs
- ✓ **984 CHILDREN (8%)** are in PCSAs OUT-OF-COUNTY FHs
- ✓ **2885 CHILDREN (23%)** are in PRIVATE AGENCY'S IN-COUNTY FHs
- ✓ **3249 CHILDREN (26%)** are in PRIVATE AGENCY'S
OUT-OF-COUNTY FHs

A TOTAL OF **10,872** ACTIVE FOSTER HOMES ARE
LICENSED IN OHIO³:

- 5806 PCSAs homes
- 5066 Private Agencies homes



Approximately **\$560.00/month** is
spent on **7** out-of-county 1-hour home
visits (includes miles, driving time and 1 hr. home visit)¹.

¹Based on 75 PCSAs completed PCSAO Out-of-County Placement Survey, September 2001 – January 2002 and ODJFS FACSIS data, October 19, 2001 for the 12 PCSAs that did not complete the survey. Hamilton County data not included in statewide average.

² See footnote above. Hamilton County data is included in statewide average.

³ ODJFS FACSIS data provide to PCSAO, October 1, 2000.

...AND WHAT ABOUT?...



FOR AN AVERAGE MINIMUM DISTANCE OUT-OF-COUNTY PLACEMENT¹,


DIRECT SOCIAL WORKER TRAVELS A <i>MINIMUM</i> :	0 miles (roundtrip)
TIME SPENT DRIVING ROUNDTRIP PER VISIT:	0 hours
<i>MINIMUM</i> ROUNDTRIP MILEAGE COST/VISIT (\$.32/mile):	\$00.00
DIRECT SERVICE COST FOR <u>1-HOUR</u> HOME VISIT:	\$13.52
(Worker's Salary (\$13.52/hr) * time spent driving + 1 hr. home visit)	

TOTAL *MINIMUM* COST FOR 1 OUT-OF-COUNTY VISIT: \$13.52

FOR AN AVERAGE MAXIMUM DISTANCE OUT-OF-COUNTY PLACEMENT¹,

DIRECT SOCIAL WORKER TRAVELS A <i>MAXIMUM</i> :	347 miles (roundtrip)
TIME SPENT DRIVING ROUNDTRIP PER VISIT:	6 hours
<i>MAXIMUM</i> ROUNDTRIP MILEAGE COST/VISIT (\$.32/mile):	\$110.94
DIRECT SERVICE COST FOR <u>1-HOUR</u> HOME VISIT:	\$91.64
(Worker's Salary (\$13.52/hr) * time spent driving + 1 hr. home visit)	

TOTAL *MAXIMUM* COST FOR 1 OUT-OF-COUNTY VISIT: \$287.48



Did you know...for the *average* traveling cost paid monthly for 1 out-of-county home visit, a social worker could spend **5 ½ more hours** with the family for the same cost!²

FOR 1 MINIMUM DISTANCE, OUT-OF-COUNTY PLACEMENT:

\$13.52 less is spent on **TRAVEL** than on Direct Contact with Families and Children³


FOR 1 MAXIMUM DISTANCE, OUT-OF-COUNTY PLACEMENT:

\$175.55 more is spent on **TRAVEL** than on Direct Contact with Families and Children

¹ Based on 75 PCSAs completed PCSAO Out-of-County Placement Survey, September 2001 – January 2002 and ODJFS FACSIS data, October 19, 2001 for the 12 PCSAs that did not complete the survey. Hamilton County data not included in statewide average.

² Traveling Cost = (Direct Worker's \$/hr * Time Spent Driving + Average Mileage * Mileage Rate)/Direct Worker's \$/hr

³ Travel Cost = Minimum or Maximum Mileage * Mileage Rate + Worker's \$/hr * Time Spent Driving vs. 1 hr. home visit



NOW FACTOR IN...

FOSTER CARE RATES

OHIO PCSAS' AVERAGE PER DIEM RATE:

\$23.30¹

AVERAGE PRIVATE AGENCY'S PER DIEM RATE:

\$71.18

\$47.88 MORE IN PRIVATE AGENCY PER DIEM RATE

NOW CONSIDER-

53% of private agency placements are **OUT-OF-COUNTY** with an average of **142** miles round trip².



AVERAGE DISTANCE OUT-OF-COUNTY PLACEMENT + 1 MONTH OF THE AVERAGE PRIVATE AGENCY'S PER DIEM:

DIRECT SOCIAL WORKER TRAVELS AN *AVERAGE*: **142 miles** (roundtrip)

TIME SPENT DRIVING ROUNDTRIP PER VISIT: **2 ½ hours**

AVERAGE ROUNDTRIP MILEAGE COST/VISIT (\$.32/mile): **\$45.44**

DIRECT SERVICE COST FOR 1-HOUR HOME VISIT: **\$46.97**

(Worker's Salary (\$13.52/hr) * time spent driving + 1 hr. home visit)

AVERAGE PRIVATE AGENCY'S PER DIEM FOR 30 DAYS: **\$2135.40**

TOTAL AVERAGE COST FOR 1 OUT-OF-COUNTY PRIVATE PLACEMENT: **\$2227.81**

¹ Based on 75 PCSAs completed PCSAO Out-of-County Placement Survey, Hamilton County per diem rates included. Cuyahoga County is not included in statewide average for per diem rates for PCSA and private agencies—data not available at this time.

² Based on 75 PCSAs completed PCSAO Out-of-County Placement Survey, September 2001 – January 2002 and ODJFS FACSIS data, October 19, 2001 for the 12 PCSAs that did not complete the survey. Hamilton County data not included in statewide average.