

LAWRENCE COUNTY

Population 62,609

*Caucasian 95% · African American 3% ·
Hispanic Origin 1% · Other 1%*

Population under age 18 14,424 · 23%

Households with two parents 32%

Grandparents raising grandchildren 683

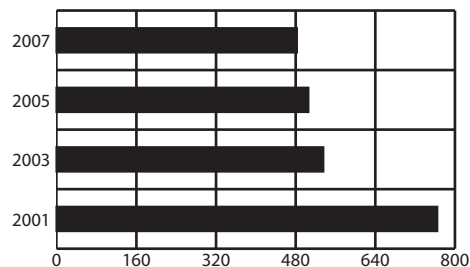
Annual unemployment rate 2000 · 7.4%
2007 · 5.3%

Per capita income \$24,226

High school graduation rate 90%

Local Trends on Abuse and Neglect

In 2007, new allegations of child abuse and neglect totaled 482. Ohio law requires children services to begin investigations on new reports within 24 hours. A comprehensive assessment of safety and risk also is required.



The unduplicated number of new allegations in 2007 and the percentage of total reports it represents fall within the following five categories:

Physical abuse	81	17%
Neglect	202	42%
Sexual abuse	62	13%
Emotional maltreatment	0	0%
Family in Need of Services, Dependency & Other	137	28%
Total	482	100%

SUPPORTS TO SELF SUFFICIENCY

Below are comparisons of supports in January 2008 to those in January 2000.

Ohio Works First/TANF

Jan. 2008 **1,447**
Jan. 2000 **2,796**
Recipients who received cash assistance **DECREASED 48%**. 78% of the recipients are children. Countywide, a family of 3 received \$297 per month in 2008.

Child Only Ohio Works First/TANF

Jan. 2008 **748**
Jan. 2000 **754**
Children living with relative caregivers and receiving "Child Only" TANF **DECREASED 1%**. Statewide, a sibling group averages 1.5 children. Caregivers receive \$245 per month for the first child, plus \$91/sibling.

Ohio Direction Card (formerly food stamps)

Jan. 2008 **11,007**
Jan. 2000 **9,245**
The number of county residents who received nutritional assistance **INCREASED 19%**. Average card value countywide was \$96 per month in 2008.

Subsidized Child Care

Jan. 2008 **586**
Jan. 2000 **412**
The number of children whose families received subsidized child care **INCREASED 42%**.

Child Support & Paternity Establishment

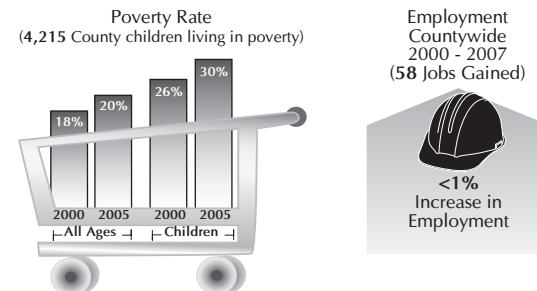
FFY 2007 **\$8.5 m**
FFY 2005 **\$8.6 m**
Child Support collections **DECREASED 1%**. The number of paternities established for non-marital births **INCREASED 17%**.

CONDITIONS AFFECTING ABUSE AND NEGLECT

The conditions identified below do not predispose parents to abuse or neglect their children. However, many families in the child protection system struggle with one or more of the following:

Poverty and Employment

In 2008, a family of 3 was considered at or below 100% of poverty with an annual household income of **\$17,600**. A full-time job must pay at least \$8.46/hr to reach this level, 21% higher than the new minimum wage (\$7.00/hr).



Employment Countywide 2000 - 2007 **(58 Jobs Gained)**
<1% Increase in Employment

Affordable Housing



Teen Births

103 Lawrence County teens, age 15-19, gave birth in 2006, making the county's teen birth rate **0.5** per one thousand teens. This compares to Ohio's teen birth rate of **39.2**.

SUPPORTING HEALTHY CHILDREN

Medicaid · Countywide, **9,263** children were insured by Medicaid during SFY 2007.

Help Me Grow · Countywide, **415** children (0-3 years) received Help Me Grow services in 2007. **100** Newborn Home Visits were made to families in 2007.

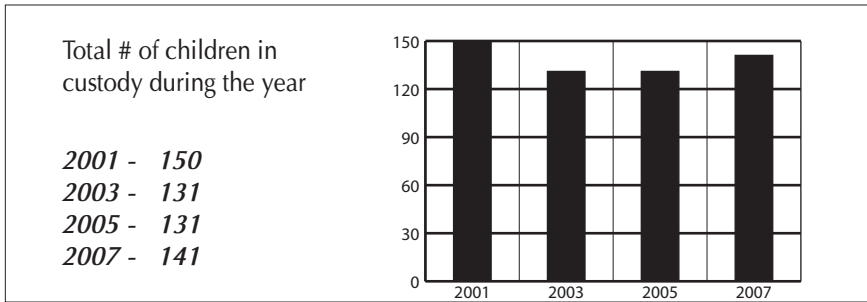
Early Childhood Education · An additional **9,600** children will be served as a result of Ohio harmonizing its eligibility criteria at 200% of the federal poverty level for all early care and education programs.

Health Care · An estimated **60,000** children ages birth to five do not have health insurance in Ohio.

Access to Better Care/Mental Health · Approximately **85%** of children in foster care experience mental health challenges.

Annually, **over 4,000 children** with behavioral diagnoses and at-risk of placement outside the home receive state funded family support services. Prevention, early intervention and appropriate treatment are critically important.

LAWRENCE COUNTY PROFILES OF CHILDREN IN CUSTODY



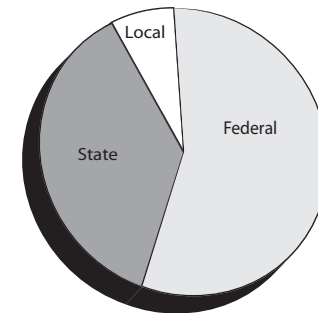
Child & Custody Profiles		Temporary Custody	Permanent Custody	Planned Permanent Living Arrangement	Total
Children in Custody on 1/1/08:		55	17	6	78
Age	0-5	40%	18%	-	32%
	6-11	27%	23%	-	24%
	12+	33%	59%	100%	44%
Race	White	87%	82%	83%	85%
	Af/Am	4%	-	-	3%
	Other	9%	18%	17%	12%
Total Years in Custody	0-2	98%	29%	34%	78%
	2-4	2%	29%	33%	10%
	4+	-	42%	33%	12%
Court Rationale for Placement					
· Neglect		24%	-	17%	18%
· Dependency		34%	41%	66%	38%
· Physical abuse		-	-	-	-
· Sexual abuse		-	-	-	-
· Other*		42%	59%	17%	44%
Placement Type					
· Licensed Foster Home		76%	82%	67%	77%
· Approved Relative/Kinship Home		18%	12%	-	15%
· Group/Residential Care		6%	6%	33%	8%
· Adoptive Placement		-	-	-	-
· Independent Living Placement/Other		-	-	-	-

*see Sources page at back of Factbook for explanation of SACWIS data element

2005	Tracking Kids in Care	2007
29	Total # of children reunified with parents or legal guardian	29
8	Total awards of legal custody to relatives	7
9	Total # of adoptions finalized	7
18	Total # of children waiting to be adopted	17
938	Median # of days for adoption finalization from permanent custody	329
6	Total # of youth who aged out of care	10
14	Total # of children placed out of county	10
287	Median # of days in out-of-home care	259
467	Average # of days a child stays in placement	403
27,069	Total # of placement days	28,226

Staffing	
PCSAO's recommended caseload size is compared to the county average for January 2008 below.	
New Investigations	
PCSAO	12
Lawrence	10
Ongoing Cases	
PCSAO	13
Lawrence	17

PUBLIC EXPENDITURES



2007 Expenditures

Total:	\$1,259,234	100%
Federal	\$707,318	56%
State	\$465,498	37%
Local ¹	\$86,419	7%

¹ Of Ohio's 88 counties, this county was not among the 43 that maintained a children services levy in 2007.

2007 Title IV-E Adoption Assistance and State Adoption Maintenance Subsidies

Monthly subsidies are provided to families that adopt special needs children to aid in the ongoing care of those children. In January 2008, Ohio's base subsidy increased from \$250 to \$300 per month benefiting over 6,600 children and families.

TOTAL: \$145,000

Federal	60%
State	36%
Local	4%

2007 Purchase of Services

Out-of-home care was purchased from private sources for 79% of all the children in custody. Of those children, 69% were in temporary custody, 21% were in permanent custody and 10% were in a planned permanent living arrangement.