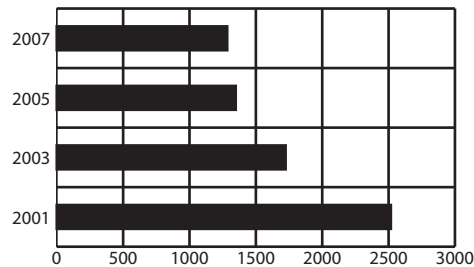


LAKE COUNTY

Population	233,392
<i>Caucasian 92% · African American 3% · Hispanic Origin 3% · Other 2%</i>	
Population under age 18	52,197 · 22%
Households with two parents	31%
Grandparents raising grandchildren	1,035
Annual unemployment rate	2000 · 3.3% 2007 · 5.2%
Per capita income	\$35,081
High school graduation rate	94%

Local Trends on Abuse and Neglect

In 2007, new allegations of child abuse and neglect totaled 1,284. Ohio law requires children services to begin investigations on new reports within 24 hours. A comprehensive assessment of safety and risk also is required.



The unduplicated number of new allegations in 2007 and the percentage of total reports it represents fall within the following five categories:

Physical abuse	378	29%
Neglect	277	22%
Sexual abuse	104	8%
Emotional maltreatment	58	5%
Family in Need of Services, Dependency & Other	467	36%
Total	1,284	100%

SUPPORTS TO SELF SUFFICIENCY

Below are comparisons of supports in January 2008 to those in January 2000.

Ohio Works First/TANF

Jan. 2008	Recipients who received cash assistance DECREASED 33% . 78% of the recipients are children. Countywide, a family of 3 received \$312 per month in 2008.
964	
Jan. 2000	
1,445	

Child Only Ohio Works First/TANF

Jan. 2008	Children living with relative caregivers and receiving "Child Only" TANF INCREASED 32% . Statewide, a sibling group averages 1.5 children. Caregivers receive \$245 per month for the first child, plus \$91/sibling.
413	
Jan. 2000	
312	

Ohio Direction Card (formerly food stamps)

Jan. 2008	The number of county residents who received nutritional assistance INCREASED 135% . Average card value countywide was \$113 per month in 2008.
11,375	
Jan. 2000	
4,835	

Subsidized Child Care

Jan. 2008	The number of children whose families received subsidized child care INCREASED 48% .
1,253	
Jan. 2000	
847	

Child Support & Paternity Establishment

FFY 2007	Child Support collections INCREASED 2% . The number of paternitys established for non-marital births INCREASED 10% .
\$34.4 m	
FFY 2005	
\$33.8 m	


CONDITIONS

AFFECTING ABUSE AND NEGLECT

The conditions identified below do not predispose parents to abuse or neglect their children. However, many families in the child protection system struggle with one or more of the following:

Poverty and Employment

In 2008, a family of 3 was considered at or below 100% of poverty with an annual household income of **\$17,600**. A full-time job must pay at least \$8.46/hr to reach this level, 21% higher than the new minimum wage (\$7.00/hr).



Affordable Housing



Teen Births

163 Lake County teens, age 15-19, gave birth in 2006, making the county's teen birth rate 21.9 per one thousand teens. This compares to Ohio's teen birth rate of 39.2.

SUPPORTING HEALTHY CHILDREN

Medicaid · Countywide, 13,458 children were insured by Medicaid during SFY 2007.

Help Me Grow · Countywide, 551 children (0-3 years) received Help Me Grow services in 2007. 343 Newborn Home Visits were made to families in 2007.

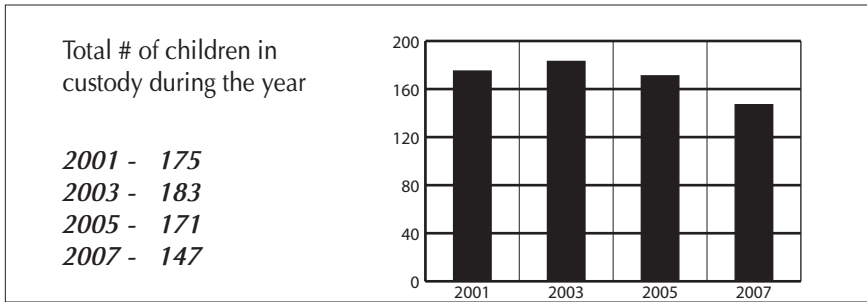
Early Childhood Education · An additional 9,600 children will be served as a result of Ohio harmonizing its eligibility criteria at 200% of the federal poverty level for all early care and education programs.

Health Care · An estimated 60,000 children ages birth to five do not have health insurance in Ohio.

Access to Better Care/Mental Health · Approximately 85% of children in foster care experience mental health challenges.

Annually, over 4,000 children with behavioral diagnoses and at-risk of placement outside the home receive state funded family support services. Prevention, early intervention and appropriate treatment are critically important.

LAKE COUNTY PROFILES OF CHILDREN IN CUSTODY



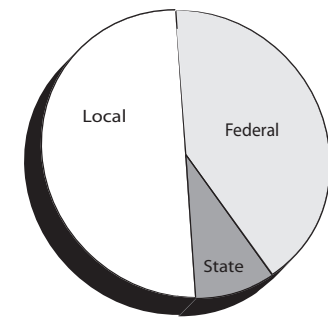
Child & Custody Profiles		Temporary Custody	Permanent Custody	Planned Permanent Living Arrangement	Total
Children in Custody on 1/1/08:		39	14	12	65
Age	0-5	15%	50%	-	20%
	6-11	18%	7%	-	12%
	12+	67%	43%	100%	68%
Race	White	82%	86%	100%	86%
	Af/Am	13%	14%	-	11%
	Other	5%	-	-	3%
Total Years in Custody	0-2	100%	29%	33%	72%
	2-4	-	21%	50%	14%
	4+	-	50%	17%	14%
Court Rationale for Placement					
· Neglect		10%	14%	25%	14%
· Dependency		26%	65%	42%	37%
· Physical abuse		8%	14%	-	8%
· Sexual abuse		5%	-	-	3%
· Other*		51%	7%	33%	38%
Placement Type					
· Licensed Foster Home		31%	28%	50%	34%
· Approved Relative/Kinship Home		10%	-	-	6%
· Group/Residential Care		54%	36%	50%	49%
· Adoptive Placement		-	36%	-	8%
· Independent Living Placement/Other		5%	-	-	3%

*see Sources page at back of Factbook for explanation of SACWIS data element

2005	Tracking Kids in Care	2007
52	Total # of children reunified with parents or legal guardian	45
9	Total awards of legal custody to relatives	4
9	Total # of adoptions finalized	8
14	Total # of children waiting to be adopted	9
451	Median # of days for adoption finalization from permanent custody	200
9	Total # of youth who aged out of care	9
41	Total # of children placed out of county	33
210	Median # of days in out-of-home care	319
356	Average # of days a child stays in placement	398
36,141	Total # of placement days	31,693

Staffing	
PCSAO's recommended caseload size is compared to the county average for January 2008 below.	
New Investigations	
PCSAO	12
Lake	8
Ongoing Cases	
PCSAO	13
Lake	11

PUBLIC EXPENDITURES



2007 Expenditures

Total:	\$8,939,730	100%
Federal	\$3,641,636	41%
State	\$853,164	9%
Local ¹	\$4,444,930	50%

¹ Of Ohio's 88 counties, this county was among the 43 that maintained a children services levy in 2007.

2007 Title IV-E Adoption Assistance and State Adoption Maintenance Subsidies

Monthly subsidies are provided to families that adopt special needs children to aid in the ongoing care of those children. In January 2008, Ohio's base subsidy increased from \$250 to \$300 per month benefiting over 6,600 children and families.

TOTAL: \$613,785

2007 Purchase of Services

Out-of-home care was purchased from private sources for 44% of all the children in custody. Of those children, 53% were in temporary custody, 20% were in permanent custody and 27% were in a planned permanent living arrangement.