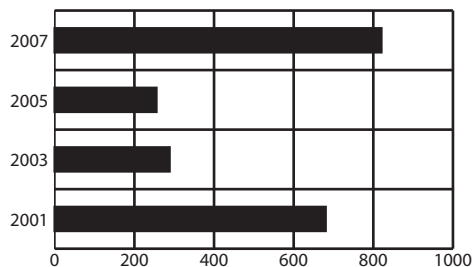


JEFFERSON COUNTY

Population	68,730
<i>Caucasian 92% · African American 6% · Hispanic Origin 1% · Other 1%</i>	
Population under age 18	13,635 · 20%
Households with two parents	27%
Grandparents raising grandchildren	597
Annual unemployment rate	2000 · 5.7% 2007 · 6.5%
Per capita income	\$27,259
High school graduation rate	94%

Local Trends on Abuse and Neglect

In 2007, new allegations of child abuse and neglect totaled 820. Ohio law requires children services to begin investigations on new reports within 24 hours. A comprehensive assessment of safety and risk also is required.



The unduplicated number of new allegations in 2007 and the percentage of total reports it represents fall within the following five categories:

Physical abuse	102	12%
Neglect	87	11%
Sexual abuse	68	8%
Emotional maltreatment	13	2%
Family in Need of Services, Dependency & Other	550	67%
Total	820	100%

SUPPORTS TO SELF SUFFICIENCY

Below are comparisons of supports in January 2008 to those in January 2000.

Ohio Works First/TANF

Jan. 2008	Recipients who received cash assistance DECREASED 35% . 70% of the recipients are children. Countywide, a family of 3 received \$319 per month in 2008.
1,623	
Jan. 2000	
2,500	

Child Only Ohio Works First/TANF

Jan. 2008	Children living with relative caregivers and receiving "Child Only" TANF INCREASED 16% . Statewide, a sibling group averages 1.5 children. Caregivers receive \$245 per month for the first child, plus \$91/sibling.
475	
Jan. 2000	
409	

Ohio Direction Card (formerly food stamps)

Jan. 2008	The number of county residents who received nutritional assistance INCREASED 33% . Average card value countywide was \$99 per month in 2008.
8,820	
Jan. 2000	
6,638	

Subsidized Child Care

Jan. 2008	The number of children whose families received subsidized child care DECREASED 22% .
382	
Jan. 2000	
490	

Child Support & Paternity Establishment

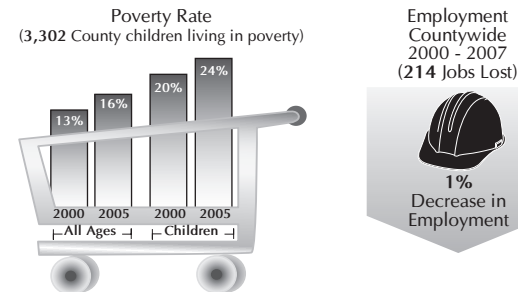
FFY 2007	Child Support collections INCREASED 2% . The number of paternitys established for non-marital births DECREASED 3% .
\$11.6 m	
FFY 2005	
\$11.4 m	

CONDITIONS AFFECTING ABUSE AND NEGLECT


The conditions identified below do not predispose parents to abuse or neglect their children. However, many families in the child protection system struggle with one or more of the following:

Poverty and Employment

In 2008, a family of 3 was considered at or below 100% of poverty with an annual household income of **\$17,600**. A full-time job must pay at least \$8.46/hr to reach this level, 21% higher than the new minimum wage (\$7.00/hr).



Employment Countywide 2000 - 2007 (214 Jobs Lost)



Affordable Housing



Teen Births

97 Jefferson County teens, age 15-19, gave birth in 2006, making the county's teen birth rate 30.2 per one thousand teens. This compares to Ohio's teen birth rate of 39.2.

SUPPORTING HEALTHY CHILDREN

Medicaid · Countywide, 7,507 children were insured by Medicaid during SFY 2007.

Help Me Grow · Countywide, 215 children (0-3 years) received Help Me Grow services in 2007. 56 Newborn Home Visits were made to families in 2007.

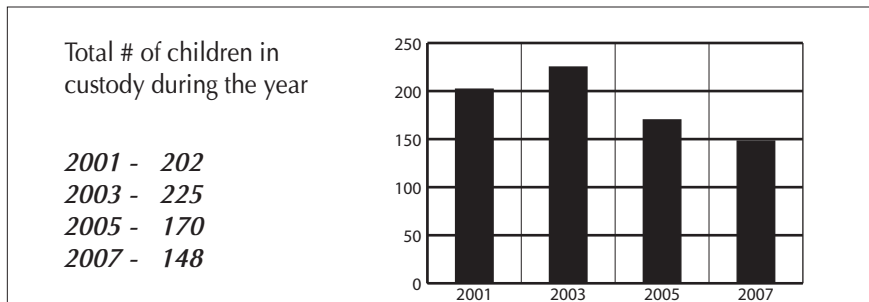
Early Childhood Education · An additional 9,600 children will be served as a result of Ohio harmonizing its eligibility criteria at 200% of the federal poverty level for all early care and education programs.

Health Care · An estimated 60,000 children ages birth to five do not have health insurance in Ohio.

Access to Better Care/Mental Health · Approximately 85% of children in foster care experience mental health challenges.

Annually, over 4,000 children with behavioral diagnoses and at-risk of placement outside the home receive state funded family support services. Prevention, early intervention and appropriate treatment are critically important.

JEFFERSON COUNTY PROFILES OF CHILDREN IN CUSTODY



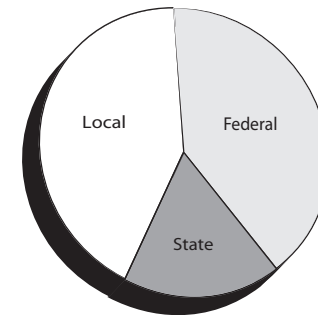
Child & Custody Profiles		Temporary Custody	Permanent Custody	Planned Permanent Living Arrangement	Total
Children in Custody on 1/1/08:		55	19	3	77
Age	0-5	40%	16%	-	32%
	6-11	25%	31%	-	26%
	12+	35%	53%	100%	42%
Race	White	56%	53%	33%	54%
	Af/Am	31%	31%	-	30%
	Other	13%	16%	67%	16%
Total Years in Custody	0-2	96%	-	-	69%
	2-4	4%	16%	67%	9%
	4+	-	84%	33%	22%
Court Rationale for Placement					
· Neglect		7%	47%	-	17%
· Dependency		22%	16%	67%	22%
· Physical abuse		4%	11%	-	5%
· Sexual abuse		2%	-	-	1%
· Other*		65%	26%	33%	55%
Placement Type					
· Licensed Foster Home		44%	58%	33%	47%
· Approved Relative/Kinship Home		20%	5%	-	15%
· Group/Residential Care		36%	21%	67%	34%
· Adoptive Placement		-	16%	-	4%
· Independent Living Placement/Other		-	-	-	-

*see Sources page at back of Factbook for explanation of SACWIS data element

2005	Tracking Kids in Care	2007
55	Total # of children reunified with parents or legal guardian	43
13	Total awards of legal custody to relatives	8
3	Total # of adoptions finalized	8
27	Total # of children waiting to be adopted	16
573	Median # of days for adoption finalization from permanent custody	740
5	Total # of youth who aged out of care	5
22	Total # of children placed out of county	15
241	Median # of days in out-of-home care	300
368	Average # of days a child stays in placement	550
35,948	Total # of placement days	30,555

Staffing	
PCSAO's recommended caseload size is compared to the county average for January 2008 below.	
New Investigations	
PCSAO	12
Jefferson	17
Ongoing Cases	
PCSAO	13
Jefferson	20

PUBLIC EXPENDITURES



2007 Expenditures

Total:	\$2,995,436	100%
Federal	\$1,205,186	40%
State	\$547,257	18%
Local ¹	\$1,242,993	42%

¹ Of Ohio's 88 counties, this county was among the 43 that maintained a children services levy in 2007.

2007 Title IV-E Adoption Assistance and State Adoption Maintenance Subsidies

Monthly subsidies are provided to families that adopt special needs children to aid in the ongoing care of those children. In January 2008, Ohio's base subsidy increased from \$250 to \$300 per month benefiting over 6,600 children and families.

TOTAL: \$353,128

2007 Purchase of Services

Out-of-home care was purchased from private sources for 31% of all the children in custody. Of those children, 63% were in temporary custody, 29% were in permanent custody and 8% were in a planned permanent living arrangement.