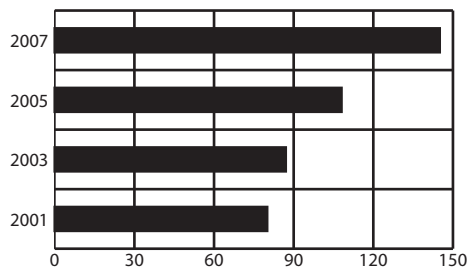


HOLMES COUNTY

Population	41,369
<i>Caucasian 98% · African American 1% · Hispanic Origin 1% · Other 0%</i>	
Population under age 18	13,906 · 34%
Households with two parents	44%
Grandparents raising grandchildren	133
Annual unemployment rate	2000 · 2.9% 2007 · 4.1%
Per capita income	\$22,417
High school graduation rate	95%

Local Trends on Abuse and Neglect

In 2007, new allegations of child abuse and neglect totaled 145. Ohio law requires children services to begin investigations on new reports within 24 hours. A comprehensive assessment of safety and risk also is required.



The unduplicated number of new allegations in 2007 and the percentage of total reports it represents fall within the following five categories:

Physical abuse	57	39%
Neglect	53	37%
Sexual abuse	25	17%
Emotional maltreatment	1	1%
Family in Need of Services, Dependency & Other	9	6%
Total	145	100%

SUPPORTS TO SELF SUFFICIENCY

Below are comparisons of supports in January 2008 to those in January 2000.

Ohio Works First/TANF

Jan. 2008	Recipients who received cash assistance DECREASED 33% . 84% of the recipients are children. Countywide, a family of 3 received \$291 per month in 2008.
69	
Jan. 2000	
103	

Child Only Ohio Works First/TANF

Jan. 2008	Children living with relative caregivers and receiving "Child Only" TANF INCREASED 30% . Statewide, a sibling group averages 1.5 children. Caregivers receive \$245 per month for the first child, plus \$91/sibling.
43	
Jan. 2000	
33	

Ohio Direction Card (formerly food stamps)

Jan. 2008	The number of county residents who received nutritional assistance INCREASED 71% . Average card value countywide was \$99 per month in 2008.
1,034	
Jan. 2000	
603	

Subsidized Child Care

Jan. 2008	The number of children whose families received subsidized child care INCREASED 120% .
156	
Jan. 2000	
71	

Child Support & Paternity Establishment

FFY 2007	Child Support collections INCREASED 2% . The number of paternitys established for non-marital births INCREASED 8% .
\$2.9 m	
FFY 2005	
\$2.8 m	

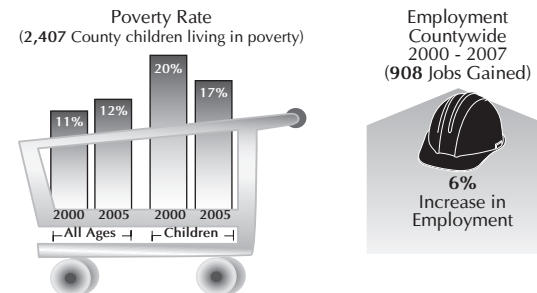
CONDITIONS

AFFECTING ABUSE AND NEGLECT

The conditions identified below do not predispose parents to abuse or neglect their children. However, many families in the child protection system struggle with one or more of the following:

Poverty and Employment

In 2008, a family of 3 was considered at or below 100% of poverty with an annual household income of **\$17,600**. A full-time job must pay at least \$8.46/hr to reach this level, 21% higher than the new minimum wage (\$7.00/hr).



Affordable Housing



Teen Births

26 Holmes County teens, age 15-19, gave birth in 2006, making the county's teen birth rate 16.6 per one thousand teens. This compares to Ohio's teen birth rate of 39.2.

SUPPORTING HEALTHY CHILDREN

Medicaid · Countywide, 2,355 children were insured by Medicaid during SFY 2007.

Help Me Grow · Countywide, 223 children (0-3 years) received Help Me Grow services in 2007. 109 Newborn Home Visits were made to families in 2007.

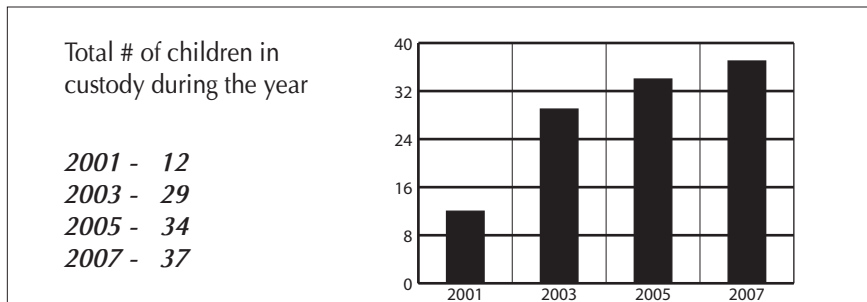
Early Childhood Education · An additional 9,600 children will be served as a result of Ohio harmonizing its eligibility criteria at 200% of the federal poverty level for all early care and education programs.

Health Care · An estimated 60,000 children ages birth to five do not have health insurance in Ohio.

Access to Better Care/Mental Health · Approximately 85% of children in foster care experience mental health challenges.

Annually, over 4,000 children with behavioral diagnoses and at-risk of placement outside the home receive state funded family support services. Prevention, early intervention and appropriate treatment are critically important.

HOLMES COUNTY PROFILES OF CHILDREN IN CUSTODY



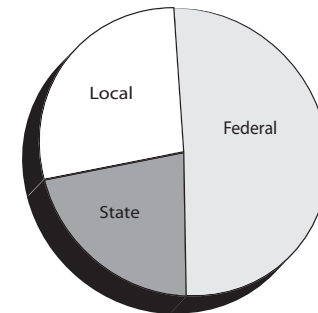
Child & Custody Profiles		Temporary Custody	Permanent Custody	Planned Permanent Living Arrangement	Total
Children in Custody on 1/1/08:		10	2	1	13
Age	0-5	30%	100%	-	38%
	6-11	30%	-	-	24%
	12+	40%	-	100%	38%
Race	White	80%	100%	100%	85%
	Af/Am	20%	-	-	15%
	Other	-	-	-	-
Total Years in Custody	0-2	80%	-	100%	69%
	2-4	20%	100%	-	31%
	4+	-	-	-	-
Court Rationale for Placement					
• Neglect		-	100%	100%	23%
• Dependency		20%	-	-	15%
• Physical abuse		-	-	-	-
• Sexual abuse		-	-	-	-
• Other*		80%	-	-	62%
Placement Type					
• Licensed Foster Home		50%	100%	-	54%
• Approved Relative/Kinship Home		20%	-	-	15%
• Group/Residential Care		20%	-	100%	23%
• Adoptive Placement		-	-	-	-
• Independent Living Placement/Other		10%	-	-	8%

*see Sources page at back of Factbook for explanation of SACWIS data element

2005	Tracking Kids in Care	2007
16	Total # of children reunified with parents or legal guardian	9
0	Total awards of legal custody to relatives	9
1	Total # of adoptions finalized	0
0	Total # of children waiting to be adopted	2
184	Median # of days for adoption finalization from permanent custody	N/A
0	Total # of youth who aged out of care	2
7	Total # of children placed out of county	5
74	Median # of days in out-of-home care	66
172	Average # of days a child stays in placement	185
6,087	Total # of placement days	6,290

Staffing	
PCSAO's recommended caseload size is compared to the county average for January 2008 below.	
New Investigations	
PCSAO	12
Holmes	6
Ongoing Cases	
PCSAO	13
Holmes	11

PUBLIC EXPENDITURES



2007 Expenditures

Total:	\$986,652	100%
Federal	\$501,292	51%
State	\$212,712	21%
Local ¹	\$272,648	28%

¹ Of Ohio's 88 counties, this county was not among the 43 that maintained a children services levy in 2007.

2007 Title IV-E Adoption Assistance and State Adoption Maintenance Subsidies

Monthly subsidies are provided to families that adopt special needs children to aid in the ongoing care of those children. In January 2008, Ohio's base subsidy increased from \$250 to \$300 per month benefiting over 6,600 children and families.

TOTAL: \$100,942

Funding Source	Percentage
Local	18%
Federal	58%
State	24%

2007 Purchase of Services

Out-of-home care was purchased from private sources for 36% of all the children in custody. Of those children, 40% were in temporary custody, 40% were in permanent custody and 20% were in a planned permanent living arrangement.