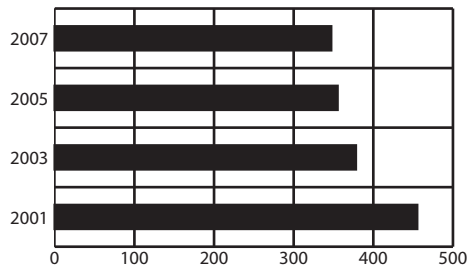


HOCKING COUNTY

Population	28,959
<i>Caucasian 96% · African American 1% · Hispanic Origin 1% · Other 2%</i>	
Population under age 18	6,783 · 23%
Households with two parents	34%
Grandparents raising grandchildren	197
Annual unemployment rate	2000 · 6.2% 2007 · 6.4%
Per capita income	\$24,690
High school graduation rate	97%

Local Trends on Abuse and Neglect

In 2007, new allegations of child abuse and neglect totaled 347. Ohio law requires children services to begin investigations on new reports within 24 hours. A comprehensive assessment of safety and risk also is required.



The unduplicated number of new allegations in 2007 and the percentage of total reports it represents fall within the following five categories:

Physical abuse	54	15%
Neglect	131	38%
Sexual abuse	45	13%
Emotional maltreatment	14	4%
Family in Need of Services, Dependency & Other	103	30%
Total	347	100%

SUPPORTS TO SELF SUFFICIENCY

Below are comparisons of supports in January 2008 to those in January 2000.

Ohio Works First/TANF

Jan. 2008	Recipients who received cash assistance INCREASED 25%. 69% of the recipients are children. Countywide, a family of 3 received \$312 per month in 2008.
620	
Jan. 2000	
495	

Child Only Ohio Works First/TANF

Jan. 2008	Children living with relative caregivers and receiving "Child Only" TANF INCREASED 85%. Statewide, a sibling group averages 1.5 children. Caregivers receive \$245 per month for the first child, plus \$91/sibling.
189	
Jan. 2000	
102	

Ohio Direction Card (formerly food stamps)

Jan. 2008	The number of county residents who received nutritional assistance INCREASED 105%. Average card value countywide was \$99 per month in 2008.
3,615	
Jan. 2000	
1,764	

Subsidized Child Care

Jan. 2008	The number of children whose families received subsidized child care INCREASED 11%.
126	
Jan. 2000	
114	

Child Support & Paternity Establishment

FFY 2007	Child Support collections DECREASED 1%. The number of paternities established for non-marital births INCREASED 7%.
\$4.5 m	
FFY 2005	
\$4.6 m	

SUPPORTING HEALTHY CHILDREN

Medicaid · Countywide, 4,171 children were insured by Medicaid during SFY 2007.

Help Me Grow · Countywide, 136 children (0-3 years) received Help Me Grow services in 2007. 76 Newborn Home Visits were made to families in 2007.

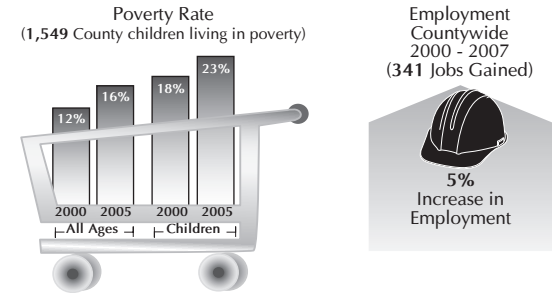
Early Childhood Education · An additional 9,600 children will be served as a result of Ohio harmonizing it's eligibility criteria at 200% of the federal poverty level for all early care and education programs.

CONDITIONS AFFECTING ABUSE AND NEGLECT

The conditions identified below do not predispose parents to abuse or neglect their children. However, many families in the child protection system struggle with one or more of the following:

Poverty and Employment

In 2008, a family of 3 was considered at or below 100% of poverty with an annual household income of **\$16,600**. A full-time job must pay at least \$7.98/hr to reach this level, 16% higher than the new minimum wage (\$6.85/hr).



Employment Countywide 2000 - 2007 (341 Jobs Gained)
5% Increase in Employment

Affordable Housing



Teen Births

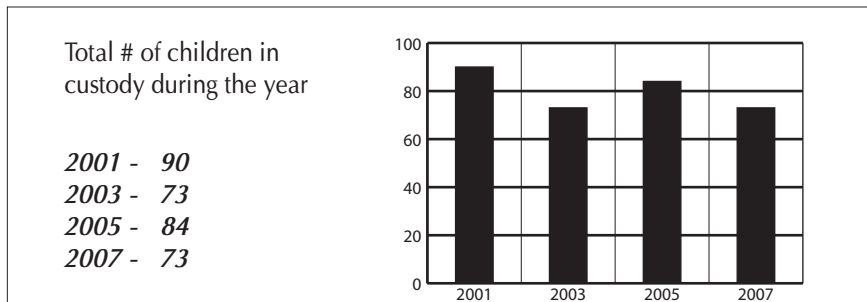
51 Hocking County teens, age 15-19, gave birth in 2006, making the county's teen birth rate 55.6 per one thousand teens. This compares to Ohio's teen birth rate of 39.2.

Health Care · An estimated 60,000 children ages birth to five do not have health insurance in Ohio.

Access to Better Care/Mental Health · Approximately 85% of children in foster care experience mental health challenges.

Annually, over 4,000 children with behavioral diagnoses and at-risk of placement outside the home receive state funded family support services. Prevention, early intervention and appropriate treatment are critically important.

HOCKING COUNTY PROFILES OF CHILDREN IN CUSTODY



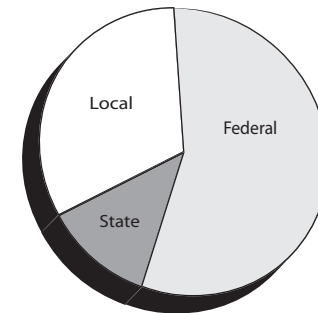
Child & Custody Profiles		Temporary Custody	Permanent Custody	Planned Permanent Living Arrangement	Total
Children in Custody on 1/1/08:		20	12	3	35
Age	0-5	25%	17%	-	20%
	6-11	10%	50%	-	23%
	12+	65%	33%	100%	57%
Race	White	95%	92%	100%	94%
	Af/Am	-	-	-	-
	Other	5%	8%	-	6%
Total Years in Custody	0-2	80%	33%	-	57%
	2-4	20%	50%	67%	34%
	4+	-	17%	33%	9%
Court Rationale for Placement					
· Neglect		10%	17%	-	11%
· Dependency		45%	75%	67%	57%
· Physical abuse		-	8%	-	3%
· Sexual abuse		-	-	-	-
· Other*		45%	-	33%	29%
Placement Type					
· Licensed Foster Home		95%	67%	100%	86%
· Approved Relative/Kinship Home		-	-	-	-
· Group/Residential Care		5%	-	-	3%
· Adoptive Placement		-	33%	-	11%
· Independent Living Placement/Other		-	-	-	-

*see Sources page at back of Factbook for explanation of SACWIS data element

2005	Tracking Kids in Care	2007
11	Total # of children reunified with parents or legal guardian	11
14	Total awards of legal custody to relatives	12
7	Total # of adoptions finalized	3
7	Total # of children waiting to be adopted	8
99	Median # of days for adoption finalization from permanent custody	244
4	Total # of youth who aged out of care	6
19	Total # of children placed out of county	25
82	Median # of days in out-of-home care	287
314	Average # of days a child stays in placement	576
19,330	Total # of placement days	13,622

Staffing	
PCSAO's recommended caseload size is compared to the county average for January 2008 below.	
New Investigations	
PCSAO	12
Hocking	10
Ongoing Cases	
PCSAO	13
Hocking	13

PUBLIC EXPENDITURES



2007 Expenditures

Total:	\$1,961,300	100%
Federal	\$1,102,990	56%
State	\$223,727	12%
Local ¹	\$634,584	32%

¹ Of Ohio's 88 counties, this county was not among the 43 that maintained a children services levy in 2007.

2007 Title IV-E Adoption Assistance and State Adoption Maintenance Subsidies	
Monthly subsidies are provided to families that adopt special needs children to aid in the ongoing care of those children. In January 2008, Ohio's base subsidy increased from \$250 to \$300 per month benefiting over 6,600 children and families.	TOTAL: \$217,524

2007 Purchase of Services
Out-of-home care was purchased from private sources for 77% of all the children in custody. Of those children, 48% were in temporary custody, 45% were in permanent custody and 7% were in a planned permanent living arrangement.



Of Ohio's 88 children services agencies, 22 are accredited by the Council on Accreditation. Hocking is one of 6 counties in the process of accreditation.