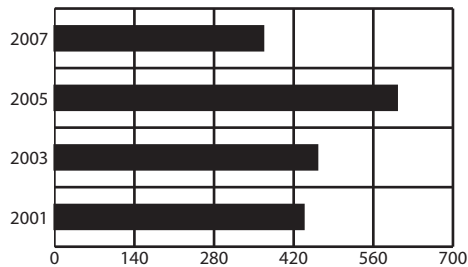


HIGHLAND COUNTY

Population	42,653
<i>Caucasian 96% · African American 2% · Hispanic Origin 1% · Other 1%</i>	
Population under age 18	10,950 · 26%
Households with two parents	34%
Grandparents raising grandchildren	36%
Annual unemployment rate	2000 · 4.3% 2007 · 6.0%
Per capita income	\$26,408
High school graduation rate	91%

Local Trends on Abuse and Neglect

In 2007, new allegations of child abuse and neglect totaled 366. Ohio law requires children services to begin investigations on new reports within 24 hours. A comprehensive assessment of safety and risk also is required.



The unduplicated number of new allegations in 2007 and the percentage of total reports it represents fall within the following five categories:

Physical abuse	135	37%
Neglect	154	42%
Sexual abuse	62	17%
Emotional maltreatment	2	1%
Family in Need of Services, Dependency & Other	13	3%
Total	366	100%

SUPPORTS TO SELF SUFFICIENCY

Below are comparisons of supports in January 2008 to those in January 2000.

Ohio Works First/TANF

Jan. 2008	Recipients who received cash assistance INCREASED 115% . 74% of the recipients are children. Countywide, a family of 3 received \$327 per month in 2008.
584	
Jan. 2000	
271	

Child Only Ohio Works First/TANF

Jan. 2008	Children living with relative caregivers and receiving "Child Only" TANF INCREASED 27% . Statewide, a sibling group averages 1.5 children. Caregivers receive \$245 per month for the first child, plus \$91/sibling.
193	
Jan. 2000	
152	

Ohio Direction Card (formerly food stamps)

Jan. 2008	The number of county residents who received nutritional assistance INCREASED 203% . Average card value countywide was \$99 per month in 2008.
5,138	
Jan. 2000	
1,695	

Subsidized Child Care

Jan. 2008	The number of children whose families received subsidized child care INCREASED 28% .
195	
Jan. 2000	
152	

Child Support & Paternity Establishment

FFY 2007	Child Support collections DECREASED 1% . The number of paternitys established for non-marital births INCREASED 15% .
\$6.5 m	
FFY 2005	
\$6.6 m	

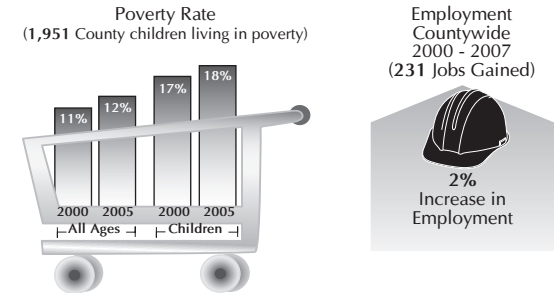
CONDITIONS

AFFECTING ABUSE AND NEGLECT

The conditions identified below do not predispose parents to abuse or neglect their children. However, many families in the child protection system struggle with one or more of the following:

Poverty and Employment

In 2008, a family of 3 was considered at or below 100% of poverty with an annual household income of **\$17,600**. A full-time job must pay at least \$8.46/hr to reach this level, 21% higher than the new minimum wage (\$7.00/hr).



Affordable Housing



Teen Births

96 Highland County teens, age 15-19, gave birth in 2006, making the county's teen birth rate **66.0** per one thousand teens. This compares to Ohio's teen birth rate of **39.2**.

SUPPORTING HEALTHY CHILDREN

Medicaid · Countywide, **5,917** children were insured by Medicaid during SFY 2007.

Help Me Grow · Countywide, **249** children (0-3 years) received Help Me Grow services in 2007. **137** Newborn Home Visits were made to families in 2007.

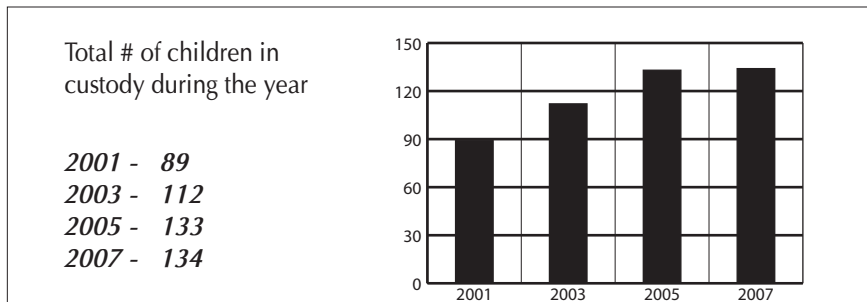
Early Childhood Education · An additional **9,600** children will be served as a result of Ohio harmonizing its eligibility criteria at 200% of the federal poverty level for all early care and education programs.

Health Care · An estimated **60,000** children ages birth to five do not have health insurance in Ohio.

Access to Better Care/Mental Health · Approximately **85%** of children in foster care experience mental health challenges.

Annually, **over 4,000 children** with behavioral diagnoses and at-risk of placement outside the home receive state funded family support services. Prevention, early intervention and appropriate treatment are critically important.

HIGHLAND COUNTY PROFILES OF CHILDREN IN CUSTODY



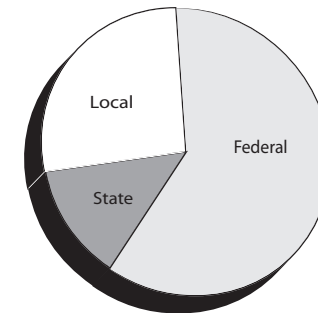
Child & Custody Profiles		Temporary Custody	Permanent Custody	Planned Permanent Living Arrangement	Total
Children in Custody on 1/1/08:		53	5	4	62
Age	0-5	47%	-	-	40%
	6-11	42%	20%	25%	39%
	12+	11%	80%	75%	21%
Race	White	96%	100%	75%	95%
	Af/Am	-	-	-	-
	Other	4%	-	25%	5%
Total Years in Custody	0-2	100%	-	75%	90%
	2-4	-	60%	25%	7%
	4+	-	40%	-	3%
Court Rationale for Placement					
· Neglect		4%	-	-	3%
· Dependency		4%	60%	-	8%
· Physical abuse		2%	-	-	2%
· Sexual abuse		-	-	-	-
· Other*		90%	40%	100%	87%
Placement Type					
· Licensed Foster Home		89%	60%	50%	84%
· Approved Relative/Kinship Home		9%	-	-	8%
· Group/Residential Care		2%	20%	50%	6%
· Adoptive Placement		-	-	-	-
· Independent Living Placement/Other		-	20%	-	2%

*see Sources page at back of Factbook for explanation of SACWIS data element

2005	Tracking Kids in Care	2007
48	Total # of children reunified with parents or legal guardian	48
14	Total awards of legal custody to relatives	4
1	Total # of adoptions finalized	6
9	Total # of children waiting to be adopted	5
75	Median # of days for adoption finalization from permanent custody	163
2	Total # of youth who aged out of care	6
21	Total # of children placed out of county	16
77	Median # of days in out-of-home care	212
200	Average # of days a child stays in placement	387
20,418	Total # of placement days	20,429

Staffing	
PCSAO's recommended caseload size is compared to the county average for January 2008 below.	
New Investigations	
PCSAO	12
Highland	11
Ongoing Cases	
PCSAO	13
Highland	12

PUBLIC EXPENDITURES



2007 Expenditures

Total:	\$1,984,599	100%
Federal	\$1,196,782	60%
State	\$257,424	13%
Local ¹	\$530,393	27%

¹ Of Ohio's 88 counties, this county was not among the 43 that maintained a children services levy in 2007.

2007 Title IV-E Adoption Assistance and State Adoption Maintenance Subsidies

Monthly subsidies are provided to families that adopt special needs children to aid in the ongoing care of those children. In January 2008, Ohio's base subsidy increased from \$250 to \$300 per month benefiting over 6,600 children and families.

TOTAL: \$68,095

2007 Purchase of Services

Out-of-home care was purchased from private sources for 16% of all the children in custody. Of those children, 40% were in temporary custody, 30% were in permanent custody and 30% were in a planned permanent living arrangement.