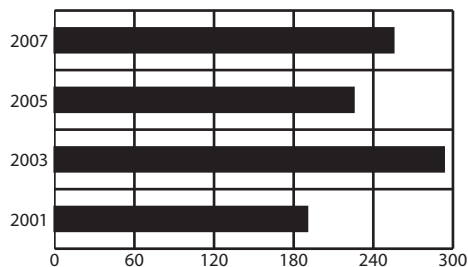


# HARDIN COUNTY

Population	31,650
<i>Caucasian 97% · African American 1% · Hispanic Origin 1% · Other 1%</i>	
Population under age 18	7,077 · 22%
Households with two parents	31%
Grandparents raising grandchildren	27%
Annual unemployment rate	2000 · 4.1% 2007 · 6.0%
Per capita income	\$23,429
High school graduation rate	92%

## Local Trends on Abuse and Neglect

In 2007, new allegations of child abuse and neglect totaled 255. Ohio law requires children services to begin investigations on new reports within 24 hours. A comprehensive assessment of safety and risk also is required.



The unduplicated number of new allegations in 2007 and the percentage of total reports it represents fall within the following five categories:

Physical abuse	34	13%
Neglect	57	22%
Sexual abuse	52	21%
Emotional maltreatment	0	0%
Family in Need of Services, Dependency & Other	112	44%
<b>Total</b>	<b>255</b>	<b>100%</b>

## SUPPORTS TO SELF SUFFICIENCY

Below are comparisons of supports in January 2008 to those in January 2000.

### Ohio Works First/TANF

Jan. 2008	Recipients who received cash assistance <b>DECREASED 7%</b> . 95% of the recipients are children. Countywide, a family of 3 received \$331 per month in 2008.
<b>105</b>	
Jan. 2000	
<b>113</b>	

### Child Only Ohio Works First/TANF

Jan. 2008	Children living with relative caregivers and receiving "Child Only" TANF <b>INCREASED 81%</b> . Statewide, a sibling group averages 1.5 children. Caregivers receive \$245 per month for the first child, plus \$91/sibling.
<b>96</b>	
Jan. 2000	
<b>53</b>	

### Ohio Direction Card (formerly food stamps)

Jan. 2008	The number of county residents who received nutritional assistance <b>INCREASED 113%</b> . Average card value countywide was \$98 per month in 2008.
<b>2,073</b>	
Jan. 2000	
<b>971</b>	

### Subsidized Child Care

Jan. 2008	The number of children whose families received subsidized child care <b>DECREASED 10%</b> .
<b>70</b>	
Jan. 2000	
<b>78</b>	

### Child Support & Paternity Establishment

FFY 2007	Child Support collections <b>INCREASED 1%</b> . The number of paternitys established for non-marital births <b>REMAINED THE SAME</b> .
<b>\$5.9 m</b>	
FFY 2005	
<b>\$5.8 m</b>	


## CONDITIONS

### AFFECTING ABUSE AND NEGLECT

The conditions identified below do not predispose parents to abuse or neglect their children. However, many families in the child protection system struggle with one or more of the following:

### Poverty and Employment

In 2008, a family of 3 was considered at or below 100% of poverty with an annual household income of **\$17,600**. A full-time job must pay at least \$8.46/hr to reach this level, 21% higher than the new minimum wage (\$7.00/hr).



Employment Countywide 2000 - 2007 (370 Jobs Lost)



### Affordable Housing



### Teen Births

38 Hardin County teens, age 15-19, gave birth in 2006, making the county's teen birth rate 26.4 per one thousand teens. This compares to Ohio's teen birth rate of 39.2.

## SUPPORTING HEALTHY CHILDREN

**Medicaid** · Countywide, 2,945 children were insured by Medicaid during SFY 2007.

**Help Me Grow** · Countywide, 140 children (0-3 years) received Help Me Grow services in 2007. 89 Newborn Home Visits were made to families in 2007.

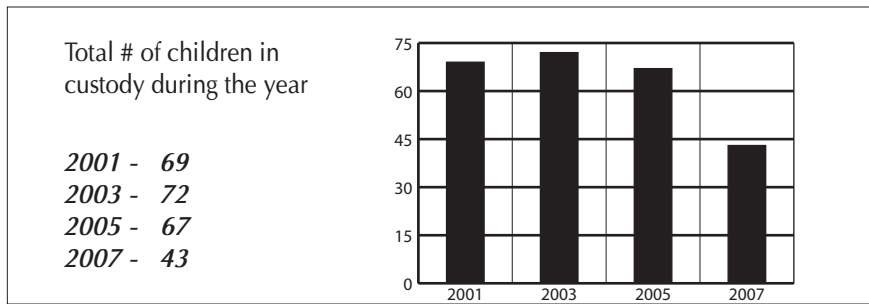
**Early Childhood Education** · An additional 9,600 children will be served as a result of Ohio harmonizing its eligibility criteria at 200% of the federal poverty level for all early care and education programs.

**Health Care** · An estimated 60,000 children ages birth to five do not have health insurance in Ohio.

**Access to Better Care/Mental Health** · Approximately 85% of children in foster care experience mental health challenges.

Annually, over 4,000 children with behavioral diagnoses and at-risk of placement outside the home receive state funded family support services. Prevention, early intervention and appropriate treatment are critically important.

# HARDIN COUNTY PROFILES OF CHILDREN IN CUSTODY



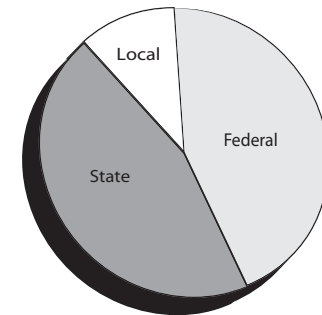
Child & Custody Profiles		Temporary Custody	Permanent Custody	Planned Permanent Living Arrangement	Total
Children in Custody on 1/1/08:		17	5	3	25
Age	0-5	23%	-	-	16%
	6-11	18%	60%	-	24%
	12+	59%	40%	100%	60%
Race	White	88%	100%	100%	92%
	Af/Am	-	-	-	-
	Other	12%	-	-	8%
Total Years in Custody	0-2	100%	40%	67%	84%
	2-4	-	-	33%	4%
	4+	-	60%	-	12%
<b>Court Rationale for Placement</b>					
• Neglect		-	-	-	-
• Dependency		18%	20%	-	16%
• Physical abuse		-	-	-	-
• Sexual abuse		-	-	-	-
• Other*		82%	80%	100%	84%
<b>Placement Type</b>					
• Licensed Foster Home		70%	-	100%	60%
• Approved Relative/Kinship Home		12%	-	-	8%
• Group/Residential Care		12%	40%	-	16%
• Adoptive Placement		-	60%	-	12%
• Independent Living Placement/Other		6%	-	-	4%

\*see Sources page at back of Factbook for explanation of SACWIS data element

2005	Tracking Kids in Care	2007
6	Total # of children reunified with parents or legal guardian	11
4	Total awards of legal custody to relatives	1
9	Total # of adoptions finalized	5
13	Total # of children waiting to be adopted	2
385	Median # of days for adoption finalization from permanent custody	319
1	Total # of youth who aged out of care	1
24	Total # of children placed out of county	14
242	Median # of days in out-of-home care	103
442	Average # of days a child stays in placement	273
15,992	Total # of placement days	8,608

Staffing	
PCSAO's recommended caseload size is compared to the county average for January 2008 below.	
New Investigations	
PCSAO	12
Hardin	8
Ongoing Cases	
PCSAO	13
Hardin	15

# PUBLIC EXPENDITURES



## 2007 Expenditures

Total:	\$566,474	100%
Federal	\$245,925	44%
State	\$256,538	45%
Local <sup>1</sup>	\$64,010	11%

<sup>1</sup> Of Ohio's 88 counties, this county was not among the 43 that maintained a children services levy in 2007.

### 2007 Title IV-E Adoption Assistance and State Adoption Maintenance Subsidies

Monthly subsidies are provided to families that adopt special needs children to aid in the ongoing care of those children. In January 2008, Ohio's base subsidy increased from \$250 to \$300 per month benefiting over 6,600 children and families.

**TOTAL: \$177,783**

### 2007 Purchase of Services

Out-of-home care was purchased from private sources for **84%** of all the children in custody. Of those children, **72%** were in temporary custody, **14%** were in permanent custody and **14%** were in a planned permanent living arrangement.