

GREENE COUNTY

Population 154,656

Caucasian 87% · African American 7% ·
Hispanic Origin 2% · Other 4%

Population under age 18 33,782 · 22%

Households with two parents 33%

Grandparents raising grandchildren 940

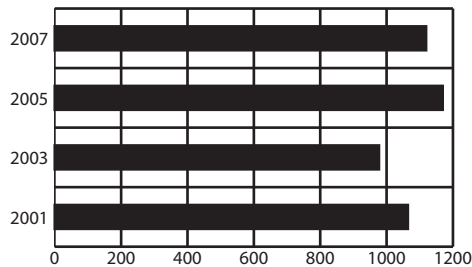
Annual unemployment rate 2000 · 3.7%
2007 · 5.3%

Per capita income \$33,743

High school graduation rate 91%

Local Trends on Abuse and Neglect

In 2007, new allegations of child abuse and neglect totaled 1,119. Ohio law requires children services to begin investigations on new reports within 24 hours. A comprehensive assessment of safety and risk also is required.



The unduplicated number of new allegations in 2007 and the percentage of total reports it represents fall within the following five categories:

Physical abuse	253	23%
Neglect	628	56%
Sexual abuse	140	12%
Emotional maltreatment	19	2%
Family in Need of Services, Dependency & Other	79	7%
Total	1,119	100%

SUPPORTS TO SELF SUFFICIENCY

Below are comparisons of supports in January 2008 to those in January 2000.

Ohio Works First/TANF

Jan. 2008
1,166
Jan. 2000
1,699
Recipients who received cash assistance **DECREASED 31%**. 76% of the recipients are children. Countywide, a family of 3 received \$344 per month in 2008.

Child Only Ohio Works First/TANF

Jan. 2008
489
Jan. 2000
318
Children living with relative caregivers and receiving "Child Only" TANF **INCREASED 54%**. Statewide, a sibling group averages 1.5 children. Caregivers receive \$245 per month for the first child, plus \$91/sibling.

Ohio Direction Card (formerly food stamps)

Jan. 2008
8,852
Jan. 2000
4,870
The number of county residents who received nutritional assistance **INCREASED 82%**. Average card value countywide was \$106 per month in 2008.

Subsidized Child Care

Jan. 2008
654
Jan. 2000
576
The number of children whose families received subsidized child care **INCREASED 14%**.

Child Support & Paternity Establishment

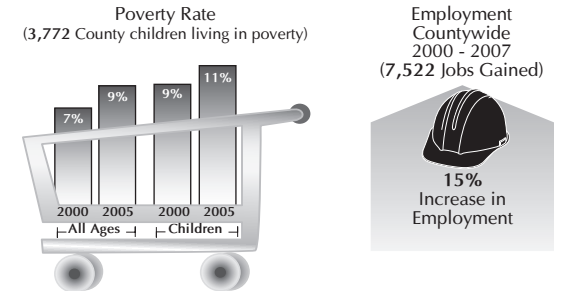
FFY 2007
\$26.5 m
FFY 2005
\$26.7 m
Child Support collections **DECREASED 1%**. The number of paternities established for non-marital births **INCREASED 26%**.

CONDITIONS AFFECTING ABUSE AND NEGLECT

The conditions identified below do not predispose parents to abuse or neglect their children. However, many families in the child protection system struggle with one or more of the following:

Poverty and Employment

In 2008, a family of 3 was considered at or below 100% of poverty with an annual household income of **\$16,600**. A full-time job must pay at least \$7.98/hr to reach this level, 16% higher than the new minimum wage (\$6.85/hr).



Employment
Countywide
2000 - 2007
(7,522 Jobs Gained)
15%
Increase in
Employment

Affordable Housing



Teen Births

132 Greene County teens, age 15-19, gave birth in 2006, making the county's teen birth rate 18.5 per one thousand teens. This compares to Ohio's teen birth rate of 39.2.

SUPPORTING HEALTHY CHILDREN

Medicaid · Countywide, 11,085 children were insured by Medicaid during SFY 2007.

Help Me Grow · Countywide, 642 children (0-3 years) received Help Me Grow services in 2007. 286 Newborn Home Visits were made to families in 2007.

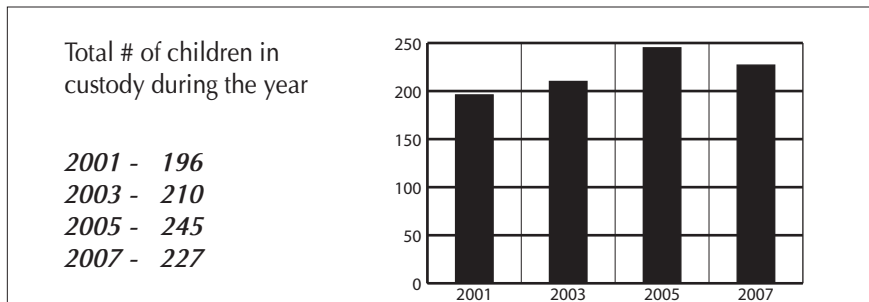
Early Childhood Education · An additional 9,600 children will be served as a result of Ohio harmonizing its eligibility criteria at 200% of the federal poverty level for all early care and education programs.

Health Care · An estimated 60,000 children ages birth to five do not have health insurance in Ohio.

Access to Better Care/Mental Health · Approximately 85% of children in foster care experience mental health challenges.

Annually, over 4,000 children with behavioral diagnoses and at-risk of placement outside the home receive state funded family support services. Prevention, early intervention and appropriate treatment are critically important.

GREENE COUNTY PROFILES OF CHILDREN IN CUSTODY



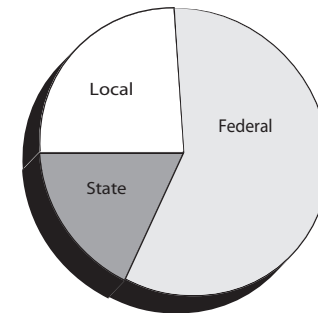
Child & Custody Profiles		Temporary Custody	Permanent Custody	Planned Permanent Living Arrangement	Total
Children in Custody on 1/1/08:		81	39	4	124
Age	0-5	39%	15%	-	31%
	6-11	20%	36%	-	24%
	12+	41%	49%	100%	45%
Race	White	81%	69%	100%	78%
	Af/Am	19%	31%	-	22%
	Other	-	-	-	-
Total Years in Custody	0-2	88%	21%	-	64%
	2-4	12%	46%	50%	24%
	4+	-	33%	50%	12%
Court Rationale for Placement					
· Neglect		28%	38%	-	31%
· Dependency		28%	38%	50%	32%
· Physical abuse		9%	-	-	6%
· Sexual abuse		3%	6%	-	3%
· Other*		32%	18%	50%	28%
Placement Type					
· Licensed Foster Home		63%	82%	25%	68%
· Approved Relative/Kinship Home		20%	3%	-	13%
· Group/Residential Care		17%	10%	75%	17%
· Adoptive Placement		-	5%	-	2%
· Independent Living Placement/Other		-	-	-	-

*see Sources page at back of Factbook for explanation of SACWIS data element

2005	Tracking Kids in Care	2007
40	Total # of children reunified with parents or legal guardian	50
27	Total awards of legal custody to relatives	24
12	Total # of adoptions finalized	15
29	Total # of children waiting to be adopted	37
624.5	Median # of days for adoption finalization from permanent custody	667
14	Total # of youth who aged out of care	8
66	Total # of children placed out of county	76
234	Median # of days in out-of-home care	306
478	Average # of days a child stays in placement	524
47,473	Total # of placement days	50,686

Staffing	
PCSAO's recommended caseload size is compared to the county average for January 2008 below.	
New Investigations	
PCSAO	12
Greene	7
Ongoing Cases	
PCSAO	13
Greene	8

PUBLIC EXPENDITURES



2007 Expenditures

Total:	\$6,506,913	100%
Federal	\$3,746,190	58%
State	\$1,103,990	17%
Local ¹	\$1,656,732	25%

¹ Of Ohio's 88 counties, this county was among the 43 that maintained a children services levy in 2007.

2007 Title IV-E Adoption Assistance and State Adoption Maintenance Subsidies	
Monthly subsidies are provided to families that adopt special needs children to aid in the ongoing care of those children. In January 2008, Ohio's base subsidy increased from \$250 to \$300 per month benefiting over 6,600 children and families.	<p>TOTAL: \$430,494</p>

2007 Purchase of Services
Out-of-home care was purchased from private sources for 0% of all the children in custody. Of those children, 0% were in temporary custody, 0% were in permanent custody and 0% were in a planned permanent living arrangement.



Of Ohio's 88 children services agencies, Greene is one of 22 agencies accredited by the Council on Accreditation.