

FRANKLIN COUNTY

Population 1,118,107

Caucasian 71% · African American 20% ·
Hispanic Origin 4% · Other 5%

Population under age 18 285,167 · 26%

Households with two parents 30%

Grandparents raising grandchildren 8,388

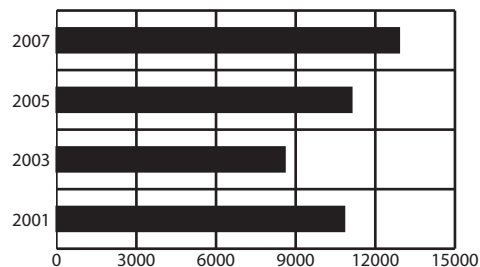
Annual unemployment rate 2000 · 3.2%
2007 · 4.7%

Per capita income \$37,492

High school graduation rate 73%

Local Trends on Abuse and Neglect

In 2007, new allegations of child abuse and neglect totaled 12,883. Ohio law requires children services to begin investigations on new reports within 24 hours. A comprehensive assessment of safety and risk also is required.



The unduplicated number of new allegations in 2007 and the percentage of total reports it represents fall within the following five categories:

Physical abuse	3,146	25%
Neglect	3,082	24%
Sexual abuse	1,400	11%
Emotional maltreatment	54	0%
Family in Need of Services, Dependency & Other	5,201	40%
Total	12,883	100%

SUPPORTS TO SELF SUFFICIENCY

Below are comparisons of supports in January 2008 to those in January 2000.

Ohio Works First/TANF

Jan. 2008 **27,876** Recipients who received cash assistance **DECREASED 2%**. 74% of the recipients are children. Countywide, a family of 3 received \$327 per month in 2008.

Jan. 2000 **28,478**

Child Only Ohio Works First/TANF

Jan. 2008 **8,969** Children living with relative caregivers and receiving "Child Only" TANF **INCREASED 40%**. Statewide, a sibling group averages 1.5 children. Caregivers receive \$245 per month for the first child, plus \$91/sibling.

Jan. 2000 **6,420**

Ohio Direction Card (formerly food stamps)

Jan. 2008 **130,317** The number of county residents who received nutritional assistance **INCREASED 132%**. Average card value countywide was \$111 per month in 2008.

Jan. 2000 **56,094**

Subsidized Child Care

Jan. 2008 **12,793** The number of children whose families received subsidized child care **INCREASED 42%**.

Jan. 2000 **8,988**

Child Support & Paternity Establishment

FFY 2007 **\$183.6 m** Child Support collections **DECREASED 4%**. The number of paternitys established for non-marital births **INCREASED 7%**.

FFY 2005 **\$191.2 m**

SUPPORTING HEALTHY CHILDREN

Medicaid · Countywide, 132,625 children were insured by Medicaid during SFY 2007.

Help Me Grow · Countywide, 5,513 children (0-3 years) received Help Me Grow services in 2007. 3,075 Newborn Home Visits were made to families in 2007.

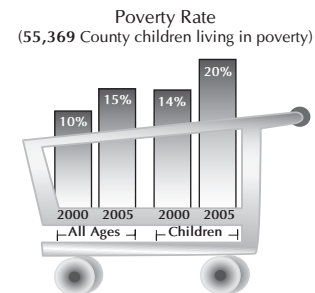
Early Childhood Education · An additional 9,600 children will be served as a result of Ohio harmonizing it's eligibility criteria at 200% of the federal poverty level for all early care and education programs.

CONDITIONS AFFECTING ABUSE AND NEGLECT

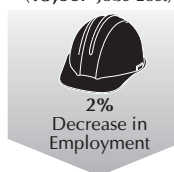
The conditions identified below do not predispose parents to abuse or neglect their children. However, many families in the child protection system struggle with one or more of the following:

Poverty and Employment

In 2008, a family of 3 was considered at or below 100% of poverty with an annual household income of **\$16,600**. A full-time job must pay at least \$7.98/hr to reach this level, 16% higher than the new minimum wage (\$6.85/hr).



Employment Countywide 2000 - 2007 (13,007 Jobs Lost)



Affordable Housing



Teen Births

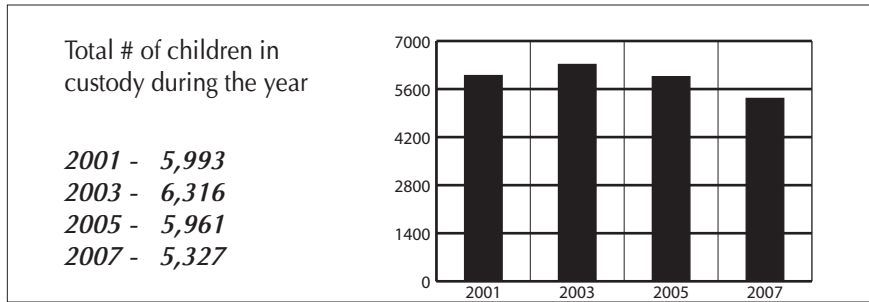
1,866 Franklin County teens, age 15-19, gave birth in 2006, making the county's teen birth rate 50.6 per one thousand teens. This compares to Ohio's teen birth rate of 39.2.

Health Care · An estimated 60,000 children ages birth to five do not have health insurance in Ohio.

Access to Better Care/Mental Health · Approximately 85% of children in foster care experience mental health challenges.

Annually, over 4,000 children with behavioral diagnoses and at-risk of placement outside the home receive state funded family support services. Prevention, early intervention and appropriate treatment are critically important.

FRANKLIN COUNTY PROFILES OF CHILDREN IN CUSTODY



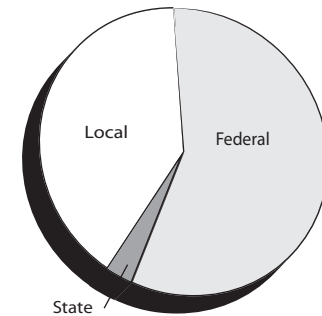
Child & Custody Profiles	Temporary Custody	Permanent Custody	Planned Permanent Living Arrangement	Total
Children in Custody on 1/1/08:	1,675	231	520	2,426
Age				
0-5	37%	35%	1%	29%
6-11	23%	24%	4%	19%
12+	40%	41%	95%	52%
Race				
White	43%	44%	47%	44%
Af/Am	52%	55%	52%	52%
Other	5%	1%	1%	4%
Total Years in Custody				
0-2	90%	16%	12%	66%
2-4	10%	43%	43%	20%
4+	-	41%	45%	14%
Court Rationale for Placement				
· Neglect	26%	33%	17%	25%
· Dependency	17%	32%	28%	21%
· Physical abuse	9%	8%	8%	8%
· Sexual abuse	2%	4%	5%	3%
· Other*	46%	23%	42%	43%
Placement Type				
· Licensed Foster Home	61%	70%	67%	63%
· Approved Relative/Kinship Home	23%	2%	5%	17%
· Group/Residential Care	14%	5%	21%	15%
· Adoptive Placement	-	19%	-	2%
· Independent Living Placement/Other	2%	4%	7%	3%

*see Sources page at back of Factbook for explanation of SACWIS data element

2005	Tracking Kids in Care	2007
1,641	Total # of children reunified with parents or legal guardian	1,025
604	Total awards of legal custody to relatives	447
265	Total # of adoptions finalized	198
94	Total # of children waiting to be adopted	187
216	Median # of days for adoption finalization from permanent custody	180
263	Total # of youth who aged out of care	148
1,181	Total # of children placed out of county	253
187	Median # of days in out-of-home care	213
403	Average # of days a child stays in placement	417
1.2 m	Total # of placement days	1.0 m

Staffing	
PCSAO's recommended caseload size is compared to the county average for January 2008 below.	
New Investigations	
PCSAO	12
Franklin	15
Ongoing Cases	
PCSAO	13
Franklin	15

PUBLIC EXPENDITURES



2007 Expenditures

Total:	\$171,931,851	100%
Federal	\$97,144,094	57%
State	\$5,461,938	3%
Local ¹	\$69,325,820	40%

¹ Of Ohio's 88 counties, this county was among the 43 that maintained a children services levy in 2007.

2007 Title IV-E Adoption Assistance and State Adoption Maintenance Subsidies									
Monthly subsidies are provided to families that adopt special needs children to aid in the ongoing care of those children. In January 2008, Ohio's base subsidy increased from \$250 to \$300 per month benefiting over 6,600 children and families.	TOTAL: \$13,457,989								
	<table border="1"> <thead> <tr> <th>Source</th> <th>Percentage</th> </tr> </thead> <tbody> <tr> <td>Federal</td> <td>57%</td> </tr> <tr> <td>State</td> <td>26%</td> </tr> <tr> <td>Local</td> <td>17%</td> </tr> </tbody> </table>	Source	Percentage	Federal	57%	State	26%	Local	17%
Source	Percentage								
Federal	57%								
State	26%								
Local	17%								

2007 Purchase of Services
Out-of-home care was purchased from private sources for 66% of all the children in custody. Of those children, 66% were in temporary custody, 8% were in permanent custody and 26% were in a planned permanent living arrangement.



Of Ohio's 88 children services agencies, Franklin is one of 22 agencies accredited by the Council on Accreditation.